

BUTADIENE



PRODUCT STEWARDSHIP GUIDANCE MANUAL

Last Updated April 2, 2010

Legal Notice

The Butadiene Product Stewardship Guidance Manual was prepared by the American Chemistry Council's Olefins Panel Butadiene Product Stewardship Task Group (Task Group). It is intended to provide general information to persons who may handle or store butadiene. It is not intended to serve as a substitute for in-depth training or specific handling or storage requirements, nor is it designed or intended to define or create legal rights or obligations. It is not intended to be a "how-to" manual, nor is it a prescriptive guide. All persons involved in handling and storing butadiene have an independent obligation to ascertain that their actions are in compliance with current federal, state and local laws and regulations and should consult with legal counsel concerning such matters. The manual is necessarily general in nature and individual companies may vary their approach with respect to particular practices based on specific factual circumstance, the practicality and effectiveness of particular actions, and economic and technological feasibility.

Neither the American Chemistry Council, nor the individual member companies of the Task Group, nor any of their employees, subcontractors, consultants, or other assigns, makes any warranty or representation, either express or implied, with respect to the accuracy or completeness of the information contained in this manual; nor do the American Chemistry Council or any member companies assume any liability or responsibility for any use, or the results of such use, of any information, procedure, conclusion, opinion, product, or process disclosed in this manual.

For more information on material presented in this manual and/or on the Butadiene Product Stewardship process, please contact your supplier.

*Copyright © February 2001
American Chemistry Council*

To the Reader

As members and affiliated companies of the American Chemistry Council, we support efforts to improve the industry's responsible management of chemicals. To assist in this effort, the American Chemistry Council's CHEMSTAR Olefins Panel chartered the Butadiene Product Stewardship Task Group to create and publish this manual. The Task Group is made up of representatives of the following American Chemistry Council member and affiliated companies:

The Dow Chemical Company
Equistar Chemicals LP***
ExxonMobil Chemical Company
Huntsman Corporation
INEOS Olefins and Polymers, Inc.**

NOVA Chemicals Inc.
Shell Chemical Company
SUNOCO Inc. (R&M)*
TPC Group****

Information in support of this effort was also supplied by several companies that provide technology and information services to many of the butadiene manufacturers listed above:

Asahi Chemical Industry Co., Ltd. *
BASF Corporation
C. E. Lummus
Chemical Market Associates Inc.

Chevron Chemical Company
Intercontinental Terminals Company *
Nalco/Exxon Energy Chemicals, LP
Nippon Zeon

We encourage feedback on the value of the information provided herein and hope that this document will prove to be a useful resource for you. This document may be updated. Contact your supplier to obtain the most current version of this manual, if you have questions, or for more information on any item contained herein.

* Supporters of the Butadiene Product Stewardship Manual that do not manufacture butadiene.

** Formerly BP Amoco Chemicals and formed by the merger of BP Chemicals and Amoco Chemical Company, both of which participated in the preparation of this manual.

*** Formed by the merger of operations of the Lyondell Petrochemical Company, Millennium Petrochemicals and Occidental Chemical Corporation, all of which participated in the preparation of this manual.

**** Formerly Texas Petrochemicals LP

Revised 4/2/10

Purpose and Use of the Manual

The purpose of this Product Stewardship document is to provide the reader with a better understanding of how butadiene is manufactured and used to produce products that play an important role in our lives.

It also is our intent to address the health, safety and environmental aspects associated with manufacturing, distributing, using and disposing of butadiene. We encourage comments on the content of this document and a more in-depth dialogue concerning the issues presented.

This manual has been developed for use by producers and industrial users of butadiene. The bulk of the material emphasizes aspects of handling, storage, transport and use. References to applicable regulations, industry practices, etc. are made in tables and text. A Glossary of terms can be found in the Appendix. Contact your supplier for further information as necessary.

Information on Product Stewardship and Responsible Care®

Product Stewardship Purpose and Scope

The Product Stewardship Code of Management Practices is one of six codes created by the members of the American Chemistry Council to support its Responsible Care® initiative.

The purpose of a Product Stewardship program is to make health, safety and environmental protection an integral part of designing, manufacturing, marketing, distributing, using, recycling and disposing of chemical products.

Product Stewardship covers all stages of a product's life.

Guiding Principles for Responsible Care®

As members of the American Chemistry Council, we are committed to support continuing efforts to improve the industry's responsible management of chemicals. We pledge to manage our business according to these principles:

- ⇒ To recognize and respond to community concerns about chemicals and our operations.
- ⇒ To develop and produce chemicals that can be manufactured, transported, used, and disposed of safely.
- ⇒ To make health, safety and environmental considerations a priority in our planning for all existing and new products and processes.
- ⇒ To report promptly to officials, employees, customers and the public, information on chemicals related to health or environmental hazards and to recommend protective measures.
- ⇒ To counsel customers on the safe use, transportation and disposal of chemical products.
- ⇒ To operate our plants and facilities in a manner that protects the environment and the health and safety of our employees and the public.
- ⇒ To extend knowledge by conducting or supporting research on the health, safety and environmental effects of our products, processes and waste materials.
- ⇒ To work with others to resolve problems created by past handling and disposal of hazardous substances.
- ⇒ To participate with government agencies and others in creating responsible laws, regulations and standards to safeguard the community, workplace and environment.
- ⇒ To promote the principles and practices of Responsible Care® by sharing experiences and offering assistance to others who produce, handle, use, transport or dispose of chemicals.

Product Stewardship Code of Management Practices

Each company shall have an ongoing product stewardship process:

Management Leadership and Commitment

Leadership	Demonstrates senior management leadership through written policy, active participation and communication.
Accountability And Performance Measurement	Establishes goals and responsibilities for implementing product stewardship throughout the organization. Measures performance against these goals.
Resources	Commits resources necessary to implement and maintain product stewardship practices.

Information and Characterization

Health, Safety And Environmental Information	Establishes and maintains information on health, safety, and environmental hazards and reasonably foreseeable exposures from new and existing products.
Product Risk Characterization	Characterizes new and existing products with respect to their risk using information about health, safety, and environmental hazards and reasonably foreseeable exposures. Establishes a system that initiates re-evaluation.

Risk Management

Risk-Management System	Establishes a system to identify, document, and implement health, safety and environmental risk-management actions appropriate to the product risk.
Product And Process Design And Improvement	Establishes and maintains a system that makes health, safety and environmental impacts—including the use of energy and natural resources—key considerations in designing, developing and improving products and processes.
Employee Education And Product Use Feedback	Educates and trains employees, based on job function, on the proper handling, recycling, use, and disposal of products, and known product uses. Implements a system that encourages employees to feed back information on new uses, identified misuses or adverse effects for use in product risk characterization.
Contract Manufacturers	Selects contract manufacturers who employ appropriate practices for health, safety and environmental protection for the operations under contract, or works with contract manufacturers to help them implement such practices. Provides information and guidance appropriate to the product and process risk to foster proper handling, use, recycling and disposal. Periodically reviews performance of contract manufacturers.

Suppliers	Requires suppliers to provide appropriate health, safety and environmental information and guidance on their products. Factors adherence to sound health, safety, and environmental principles, such as those contained in Responsible Care®, into procurement decisions.
Distributors	Provides health, safety and environmental information to distributors. Commensurate with product risk, selects, works with and periodically reviews distributors to foster proper use, handling, recycling, disposal and transmittal of appropriate information to downstream users. When a company identifies improper practices involving a product, it will work with the distributor to improve those practices. If, in the company's independent judgment, improvement is not evident, then the company should take further measures--up to and including termination of the business relationship. This Management Practice should be implemented in conjunction with the Distribution Code of Management Practices.
Customers And Other Direct Product Receivers	Provides health, safety and environmental information to direct product receivers. Commensurate with product risk, works with them to foster proper use, handling, recycling, disposal, and transmittal of appropriate information to downstream users. When a company identifies improper practices involving a product, it will work with the product receiver to improve those practices. If, in the company's independent judgment, improvement is not evident, then the company should take further measures---up to and including termination of product sale.

History of Revisions to the Butadiene Product Stewardship Manual

Original Issue Date	February 2001
First Revision	March 10, 2002
Revised "To the Reader" page	
Addition of History of Revisions Section	
Revised Table of Contents	
Revised Pages I-17 through I-20	
Revised Pages IV-15 through IV-25	
Second Revision	April 2, 2010
Revised Page ii	
Revised Page III-3	
Revised Page III-4	
Revised Page IV-5	
Revised Table 4-4 on Page IV-9	
Revised Page IV-20	
Revised Page IV-26 through IV-28	

CONTENTS

LEGAL NOTICE	I
TO THE READER (REVISED 3/10/02)	II
PURPOSE AND USE OF THE MANUAL.....	III
INFORMATION ON PRODUCT STEWARDSHIP AND RESPONSIBLE CARE®.....	IV
History of Revisions to the Product Stewardship Manual.....	VIII
PART I - CHEMICAL IDENTIFICATION, PRODUCTION AND USE (revised 3/10/02)	I-1
Product Identification.....	I-1
Butadiene Manufacturing Process Information.....	I-1
Uses of Butadiene.....	I-12
Chemical and Physical Properties of 1,3-Butadiene.....	I-14
Butadiene Product Quality	I-21
PART II - HEALTH AND ENVIRONMENTAL HAZARD INFORMATION	II-1
Overview of Butadiene Health Hazards	II-1
4-Vinylcyclohexene	II-2
Environmental Fate and Effects.....	II-2
PART III - REGULATORY OVERVIEW	III-1
Occupational Exposure Limits.....	III-1
Federal Environmental Regulatory Overview	III-2
State Laws/Regulations	III-3
Canadian Regulations.....	III-3
Hazard Ratings for 1,3-Butadiene.....	III-3
Transport Classifications.....	III-5
PART IV - HANDLING, TRANSPORT AND STORAGE INFORMATION.....	IV-1
Training	IV-1
Personal Protective Equipment.....	IV-1
Exposure Monitoring	IV-3
Transport of Butadiene.....	IV-5
Storage of Butadiene	IV-13
Handling, Safety, Health and Toxicity Data	IV-15
Prevention/Control of Undesirable Reactions (revised 3/10/02).....	IV-17
PART V - FIRE SAFETY AND EMERGENCY RESPONSE.....	V-1
Fire and Explosion Hazard.....	V-1
Fire Prevention.....	V-1
Fire Fighting	V-2
Emergency Response.....	V-3
APPENDIX	A-1

FIGURES

Figure 1.1: Typical Olefins Plant*	I-2
Figure 1.2: Catadiene Process*	I-4
Figure 1.3: Oxo-D Process	I-5
Figure 1.4: C ₄ Processing Options	I-6
Figure 1.5: Process A - Acetylene Hydrogenation/Extractive Distillation Using MOPN/Furfural	I-8
Figure 1.6: Process B - Extractive and Conventional Distillation Using NMP	I-9
Figure 1.7: Process C - DMF Solvent Extraction Process	I-10
Figure 1.8: Process D - Aqueous Separation and ACN Extraction Process	I-11
Figure 1.9: Some Uses of 1,3-Butadiene	I-14
Figure 1.10: Liquid Density	I-16
Figure 1.11: Vapor Pressure	I-16
Figure 1.12: Heat of Vaporization	I-17
Figure 1.13: Liquid Heat Capacity (revised 3/10/02)	I-17
Figure 1.14: Ideal Gas Heat Capacity (revised 3/10/02)	I-18
Figure 1.15: Liquid Viscosity	I-18
Figure 1.16: Vapor Viscosity	I-19
Figure 1.17: Liquid Thermal Conductivity (revised 3/10/02)	I-19
Figure 1.18: Vapor Thermal Conductivity (revised 3/10/02)	I-20
Figure 1.19: Surface Tension	I-20
Figure 4.1: Growth of Butadiene Popcorn Polymer at 140 °F	IV-21
Figure 4.2: Effect of Benzoyl Peroxide and Temperature on Rate of "Rubber" Polymer Formation	IV-23
Figure 4.3: Dimerization of 1,3-Butadiene	IV-24

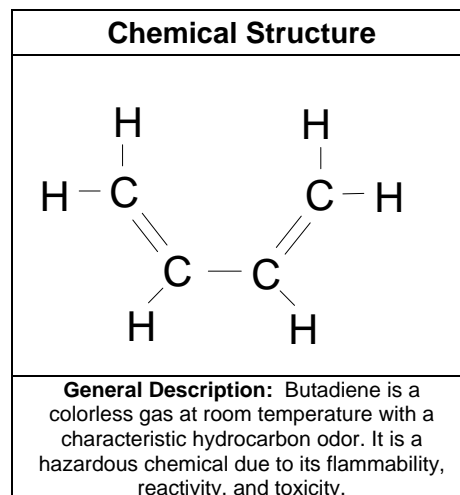
TABLES

Table 1.1: Example of a Crude Butadiene Analysis	I-3
Table 1.2: Major Butadiene Recovery Processes	I-7
Table 1.3: Use Patterns for 1,3-Butadiene in the US, 1996	I-12
Table 1.4: Chemical and Physical Properties of 1,3-Butadiene	I-15
Table 1.5: Example of a 1,3-Butadiene Specification	I-21
Table 2.1: 1,3-Butadiene Carcinogenicity Classifications	II-2
Table 3.1: Selected Occupational Exposure Limits for 1,3-Butadiene	III-1
Table 4.1: Minimum Requirement for Respiratory Protection for Airborne Butadiene (29 CFR § 1910.1051(h)(5)(ii))	IV-2
Table 4.2: Summary of Permeation Test Data for 1,3-Butadiene	IV-3
Table 4.3: Items Mounted on the Pressure Head Assembly	IV-6
Table 4.4: An Example Rail Tank Car Unloading Procedure	IV-8
Table 4.5: Items That Should be Considered in Developing a Storage System for Butadiene	IV-13
Table 4.6: Effect of Temperature on the Rate of Dimer Formation	IV-25
Table 4.7: Chemical Incompatibilities with Butadiene and Potential Outcome	IV-26
Table 4.8: Elastomer Suitability	IV-27
Table 5.1: General Guidelines for Fire Prevention	V-2

PART I - CHEMICAL IDENTIFICATION, PRODUCTION AND USE

Product Identification

Product Name	1,3-Butadiene
Chemical Name	1,3-Butadiene
Chemical Family	Diolefins
Chemical Abstract Service Registry Number	106-99-0
Chemical Formula	C ₄ H ₆



Butadiene Manufacturing Process Information

Note: Various processes referred to in this section are licensed; contact the process owner for more information.

Butadiene is produced commercially by three processes:

- ⇒ Steam Cracking of Paraffinic Hydrocarbons: In this process, butadiene is a co-product in the manufacture of ethylene (the ethylene co-product process).
- ⇒ Catalytic Dehydrogenation of n-Butane and n-Butene (the Houdry process).
- ⇒ Oxidative Dehydrogenation of n-Butene (the Oxo-D or O-X-D process).

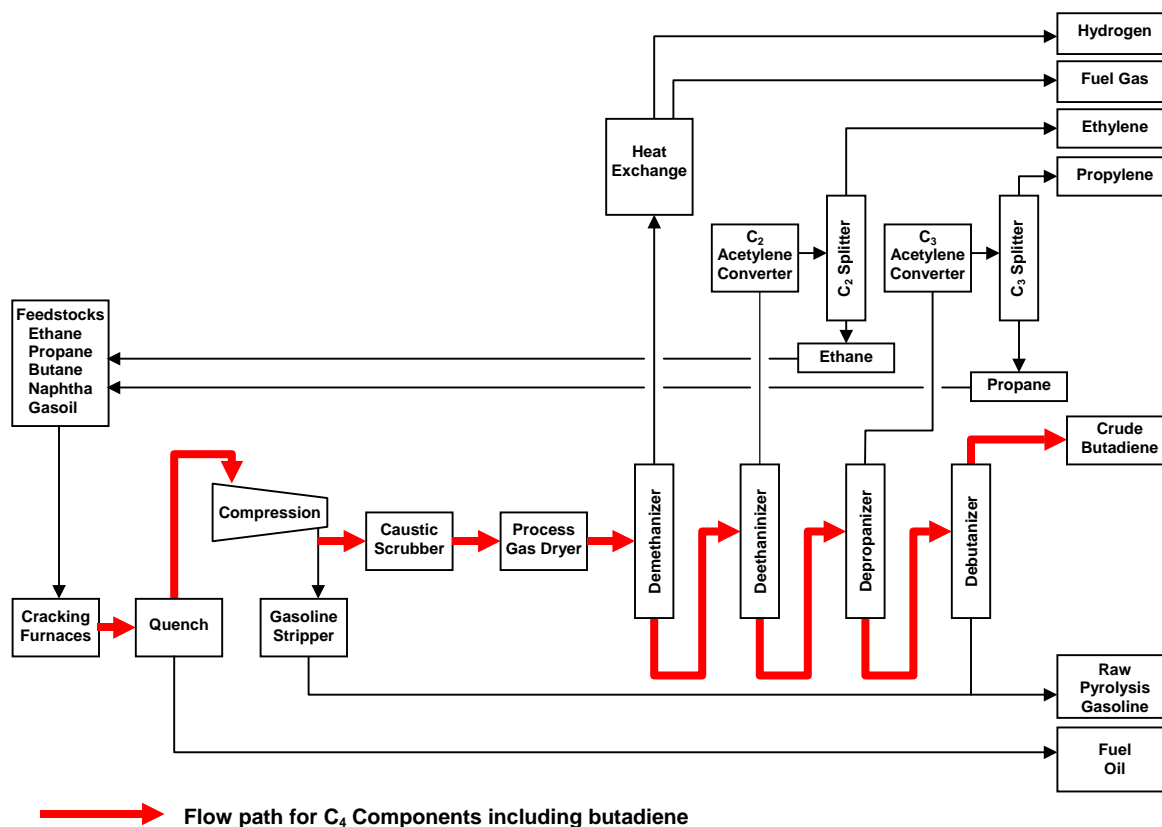
Each of these processes produces a stream commonly referred to as crude butadiene that is rich in 1,3-butadiene.

Butadiene Production Via Steam Cracking of Paraffinic Hydrocarbons

The steam cracking process is reported to be the predominant method of the three processes of production, accounting for greater than 91% of the world's butadiene supply.* Figure 1.1 depicts a flow chart for a typical olefins plant. While this does not represent any particular plant, and there are certainly many variations among olefins plants, this representation will provide the reader with a general understanding of the process.

* Based on Chemical Market Associates, Inc. (CMAI) 1996-1997 World Butadiene Analysis.

Figure 1.1: Typical Olefins Plant*



The indicated feedstocks (ethane, propane, butane, naphtha and gas oil) are fed to a pyrolysis (steam cracking) furnace where they are combined with steam and heated to temperatures between approximately 1450-1525 °F (790-830 °C). Within this temperature range, the feedstock molecules "crack" to produce hydrogen, ethylene, propylene, butadiene, benzene, toluene and other important olefins plant co-products. After the pyrolysis reaction is quenched, the rest of the plant separates the desired products into streams that meet the various product specifications. Process steps include distillation, compression, process gas drying, hydrogenation (of acetylenes), and heat transfer. The focus of this review is 1,3-butadiene; however, since butadiene is created in the olefins plant pyrolysis furnace, and is present in the crude butadiene product stream at concentrations up to approximately 75 wt%, the olefins plant process and the crude butadiene stream are addressed in this publication to a limited degree.

The flow path of the C₄ components (including butadiene) are indicated by bold [red] lines.

While some olefins plant designs will accommodate any of the listed feedstocks, many olefins plants process only Natural Gas Liquids (NGLs) such as ethane, propane and sometimes butane. The mix of feedstocks, the conditions at which the feedstocks are cracked, and the physical plant design, ultimately determine the amount of each product produced, and for some of the streams, the chemical composition of the stream.

Olefins plants generally produce crude butadiene streams that contain very few C₃ and C₅ components, as shown by the analysis found in Table 1.1. This table is presented to provide

* Based on Chemical Market Associates, Inc. (CMAI) 1996-1997 World Butadiene Analysis.

the reader with an idea of how much the quality of a crude C₄ stream can vary from source to source. The composition of the crude butadiene stream also can be altered via recycle blending of various product streams. For example, when finished butadiene streams (99+ wt% pure) do not meet commercial specifications, they are often combined with crude butadiene streams in order to recover the butadiene. In this situation, the resulting stream may not fall into the example range.

Generally, crude butadiene is stored as a liquid under pressure in a pressure products sphere.

Table 1.1: Example of a Crude Butadiene Analysis

Component	Crude Butadiene Vol %	Example Range
C3 & Lighter	0.40	0.01-1.00
i-Butane	1.00	0.50-18.00
n-Butane	5.00	3.00-33.00
Butene-2 (Cis)	4.05	2.50-10.00
Butene-2 (Trans)	5.45	3.50-12.00
Butene-1	14.88	7.00-17.00
i-Butylene	22.50	12.00-27.00
1,2-Butadiene	0.16	0.10-2.00
1,3-Butadiene	44.00	10.00-75.00
C4 Acetylenes	1.41	0.05-3.50
M-Acetylene	0.06	0.01-0.50
E-Acetylene	0.20	0.01-1.00
V-Acetylene	1.15	0.01-2.50
C5+	0.90	0.10-4.00
Other	<u>0.25</u>	
	100.0	

Butadiene Production via Catalytic Dehydrogenation of n-Butane and n-Butene (the Houdry process)*

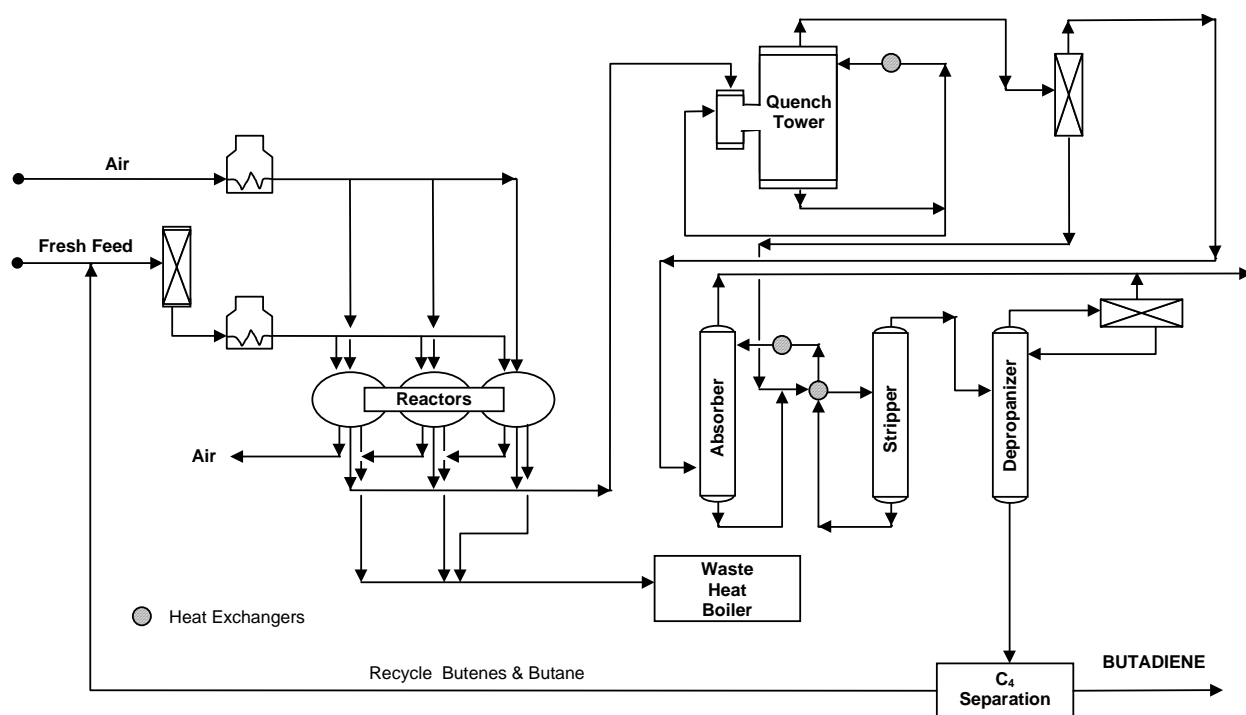
The catalytic dehydrogenation of n-butane is a two-step process; initially going from n-butane to n-butenes and then to butadiene. Both steps are endothermic.

A major butane-based process is the Houdry Catadiene process outlined in Figure 1.2. In the Houdry process, n-butane is dehydrogenated over chromium/alumina catalysts. The reactors normally operate at 12-15 centimeters Hg absolute pressure and approximately 1100-1260 °F (600-680 °C). Three or more reactors can be used to simulate continuous operation: while the first reactor is on-line, the second is being regenerated, and the third is being purged prior to regeneration. Residence time for feed in the reactor is approximately 5-15 minutes. As the endothermic reaction proceeds, the temperature of the catalyst bed decreases and a small amount of coke is deposited. In the regeneration cycle, this coke is burned with preheated air, which can supply essentially all of the heat required to bring the reactor up to the desired reaction temperature.

The reactor effluent goes directly to a quench tower, where it is cooled. This stream is compressed before feeding an absorber/stripper system, where a C₄ concentrate is produced to be fed to a butadiene extraction system for the recovery of high purity butadiene.

* Based on Chemical Market Associates, Inc. (CMAI) 1996-1997 World Butadiene Analysis.

Figure 1.2: Catadiene Process*



Butadiene Production via Oxidative Dehydrogenation of n-Butenes (the Oxo-D or O-X-D process)*

Oxidative dehydrogenation of n-butenes has replaced many older processes for commercial (on-purpose) production of butadiene. Several processes and many catalyst systems have been developed for the *oxydehydrogenation* of either n-butane or of n-butene feedstocks. Butenes are much more reactive, however, and they require less severe operating conditions than that of n-butane to produce an equivalent amount of product. Therefore, the use of n-butane as a feedstock in this process may not be practical.

In general, in an oxydehydrogenation process, a mixture of n-butenes, air and steam is passed over a catalyst bed generally at low pressure and approximately 930-1110 °F (500-600 °C). The heat from the exothermic reaction can be removed by circulating molten heat transfer salt, or by using the stream externally for steam generation. An alternate method is to add steam to the feed to act as a heat sink. The heat can then be recovered from the reactor effluent.

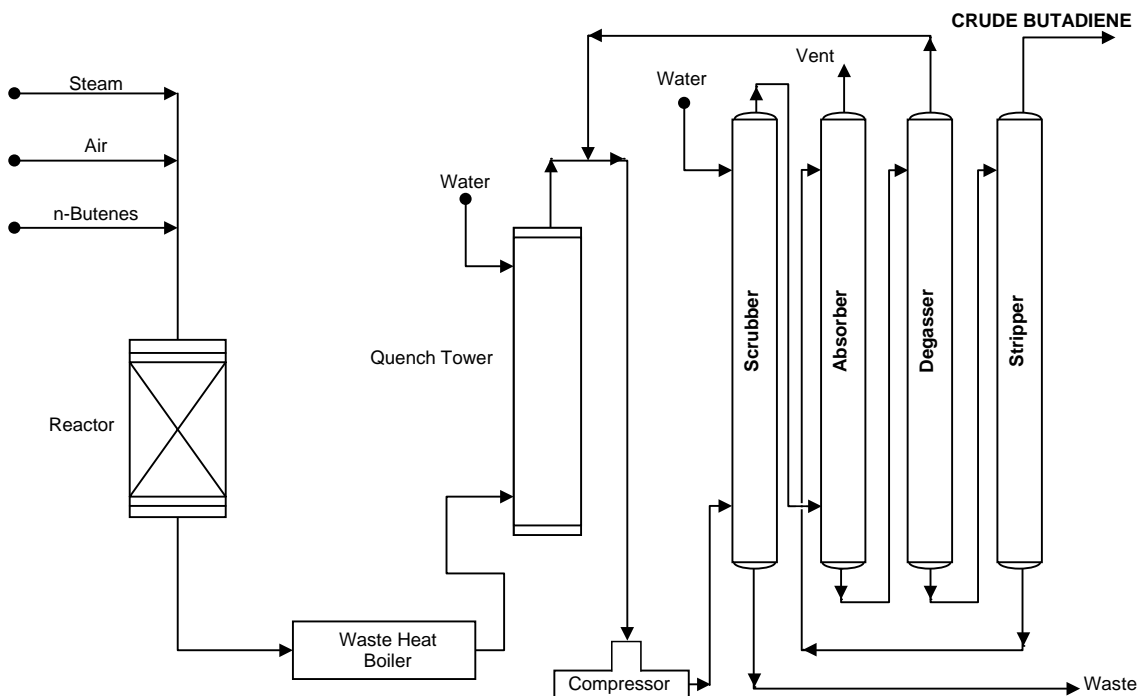
Reaction yields and selectives can range from 70-90%, making it unnecessary to recover and recycle feedstock. (Yield losses can produce the CO₂.)

In the Oxo-D process shown in Figure 1.3, a mixture of air, steam, and n-butenes is passed over the dehydrogenation catalyst in a continuous process. The air feed rate is such that an oxygen/butene molar ratio of approximately 0.55 is maintained, and the oxygen is totally consumed. A steam to butene ratio of 10:1 has been reported as necessary to absorb the heat of reaction and to limit the temperature rise.

* Based on Chemical Market Associates, Inc. (CMAI) 1996-1997 World Butadiene Analysis.

The reactor effluent is cooled and the C₄ components are recovered in an absorber/degasser/stripper column combination. The lean oil flows from the bottom of the stripper back to the absorber, with a small amount passing through a solvent purification area. Crude butadiene is stripped from the oil, recovered in the overhead of the stripper, then it is sent to a purification system to recover the butadiene product.

Figure 1.3: Oxo-D Process*



Processing Options for Crude Butadiene Streams

Some processing options for crude butadiene streams are shown in Figure 1.4. The objective of this Figure is to provide the reader with an understanding of the major downstream processes and markets for the components associated with the crude butadiene stream. It is not an "all inclusive" representation of the marketplace.

Several process options are available for the crude butadiene stream:

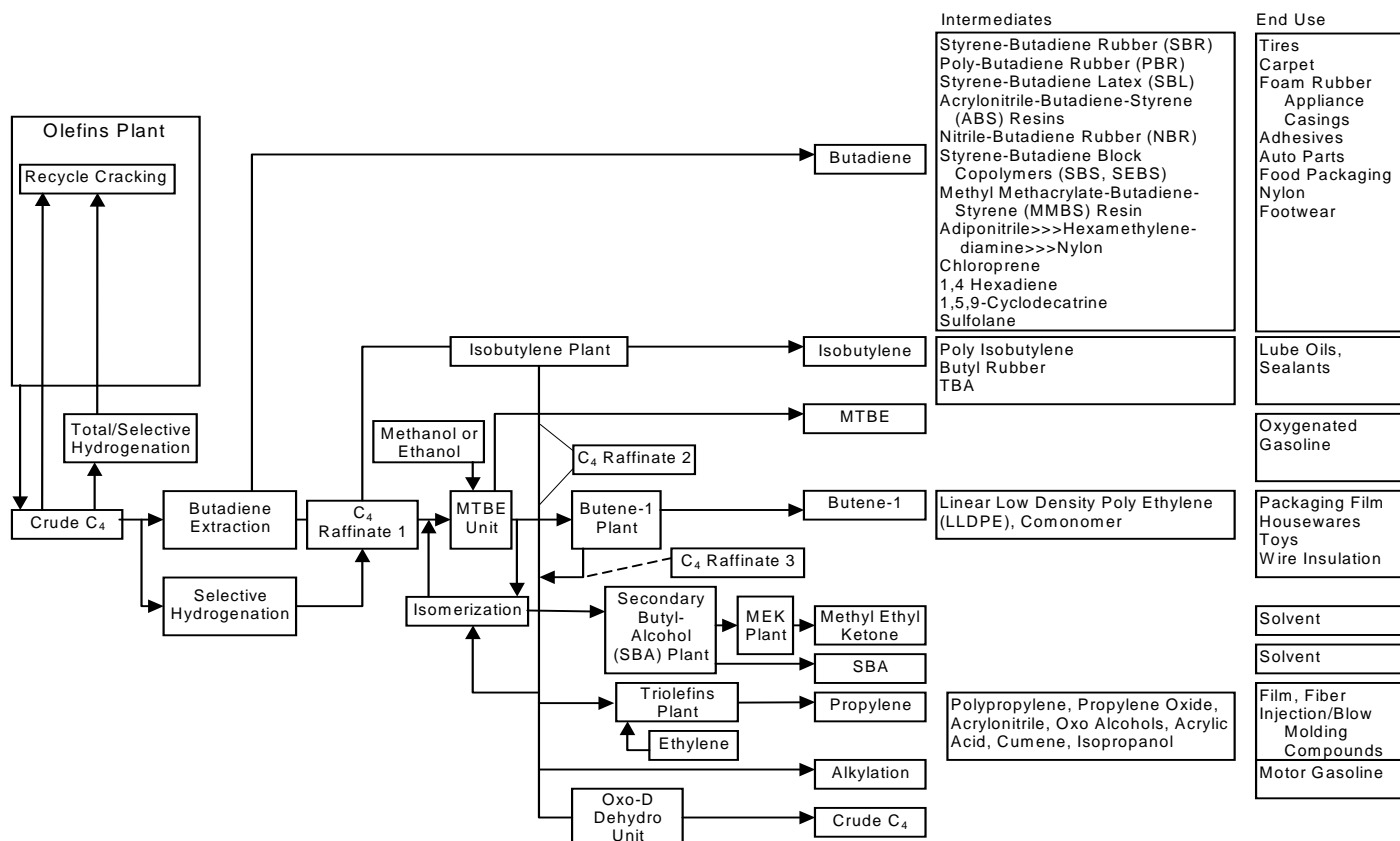
- 1) Recycle cracking of the stream in the olefins plant cracking furnaces;
- 2) Hydrogenation followed by recycle cracking;
- 3) Selective hydrogenation of the butadiene to produce an isobutylene/butene-1 rich stream (similar to C₄ raffinate 1);
- 4) Butadiene extraction.

The amount of crude butadiene consumed by each of these four alternatives can depend on crude butadiene supply, available butadiene extraction plant capacity, and demand for the various downstream products. Generally in the U.S., olefins plant crude butadiene streams are processed to isolate 1,3-butadiene for downstream processing. The C₄ raffinate 1 co-product streams generally are fed to either a methyl tertiary butyl ether (MTBE) plant, where the

* Based on Chemical Market Associates, Inc. (CMAI) 1996-1997 World Butadiene Analysis.

isobutene is converted to MTBE for the oxygenated fuels market, or to a poly-isobutene plant, where the isobutene is polymerized. This leaves the C₄ raffinate 2 components (n-butene/butane mixture) for butene-1 (a co-monomer in the production of linear low density polyethylene), alkylation (motor gasoline octane improvement), and olefins plant feedstock markets.

Figure 1.4: C₄ Processing Options*



Butadiene Recovery from Crude Butadiene Streams Via Extractive Distillation

Since the boiling points of the various C₄ components are so close to each other, separation via simple distillation does not currently suffice to adequately separate the components; therefore, extractive distillation is used. Several design options are available, including those listed in Table 1.2. Inclusion here is not intended as an endorsement. These processes involve one or two extractive distillation steps followed by one or two distillation steps. The number of extraction and/or distillation steps can be reduced to one by including an acetylene hydrogenation step.

* Based on Chemical Market Associates, Inc. (CMAI) 1996-1997 World Butadiene Analysis.

Table 1.2: Major Butadiene Recovery Processes

Process	Description (Solvent Used)
Process A	Butadiene Purification via Acetylene Hydrogenation and Extractive Distillation Using Aqueous methoxy-propio-nitrile (MOPN)/Furfural
Process B	Extractive and Conventional Distillation Process Using Aqueous n-methyl-2-pyrrolidone (NMP)
Process C	Dimethylformamide (DMF) Solvent Extraction Process [non-aqueous]
Process D	Aqueous Separation and Acetonitrile (ACN) Extraction

Simplified schematics for each process are presented in Figures 1.5-1.8.

Process A: *Butadiene Purification via Acetylene Hydrogenation and Extractive Distillation Using MOPN/Furfural Solvent*

This process contains four sections: 1) acetylene hydrogenation, 2) extractive distillation, 3) butadiene purification, and 4) solvent purification.

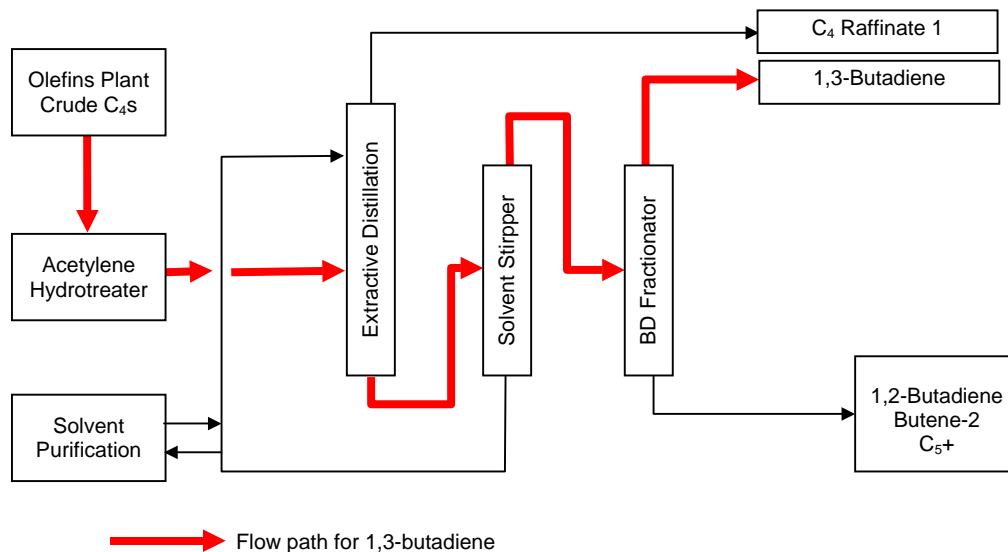
The objective of the acetylene hydrogenation section is to hydrogenate C_4 acetylenes that could otherwise contaminate the butadiene product. This is achieved using a liquid phase reactor system. Butadiene-dimers and trimers formed in the reactor are removed via distillation in the green oil column located just downstream of the reactor. The green oil column overhead stream is fed to the extractive distillation section.

The function of the extractive distillation section is to separate the C_4 hydrocarbon stream into a butane/isobutene/trans-butene-2 stream (C_4 Raffinate 1) and a butadiene/cis-butene-2 stream via extractive distillation and solvent stripping. The green oil column overhead stream is vaporized then fed to the lower portion of the extraction column where the vapors are counter-currently contacted with the aqueous methoxy-propio-nitrile (MOPN)/furfural solvent which is fed into the top of the column. Butane and the less soluble butenes are concentrated and removed in the overhead stream. The butadiene/cis-butene-2 rich solvent from the bottom of the extraction column are fed to the extract stripper column, where butadiene, cis-butene-2 and acetylenes (ppm level) are stripped overhead.

The extract stripper column overhead stream is used to feed the butadiene purification column where butadiene is concentrated in the overhead product. Then the remaining butene-2 and heavier components are drawn from the bottom of the column and recycled to the olefins plant cracking furnaces.

The purpose of the solvent purification section is to remove impurities from the lean solvent. The system consists of two evaporators, a stripping column and a solvent settling drum which are used to remove furfural-butadiene polymer, acrylonitrile-butadiene codimer, and vinylcyclohexene compounds.

Figure 1.5: Process A - Acetylene Hydrogenation/Extractive Distillation Using MOPN/Furfural



Process B: *Extractive and Conventional Distillation Process Using NMP Solvent*

This process, licensed by BASF and illustrated in Figure 1.6, is a combination of extractive and conventional distillation. The extractive distillation uses n-methylpyrrolidone (NMP) as the solvent. The highest temperature is approximately 300 °F and the maximum pressure is approximately 100 psig (7 bars g).

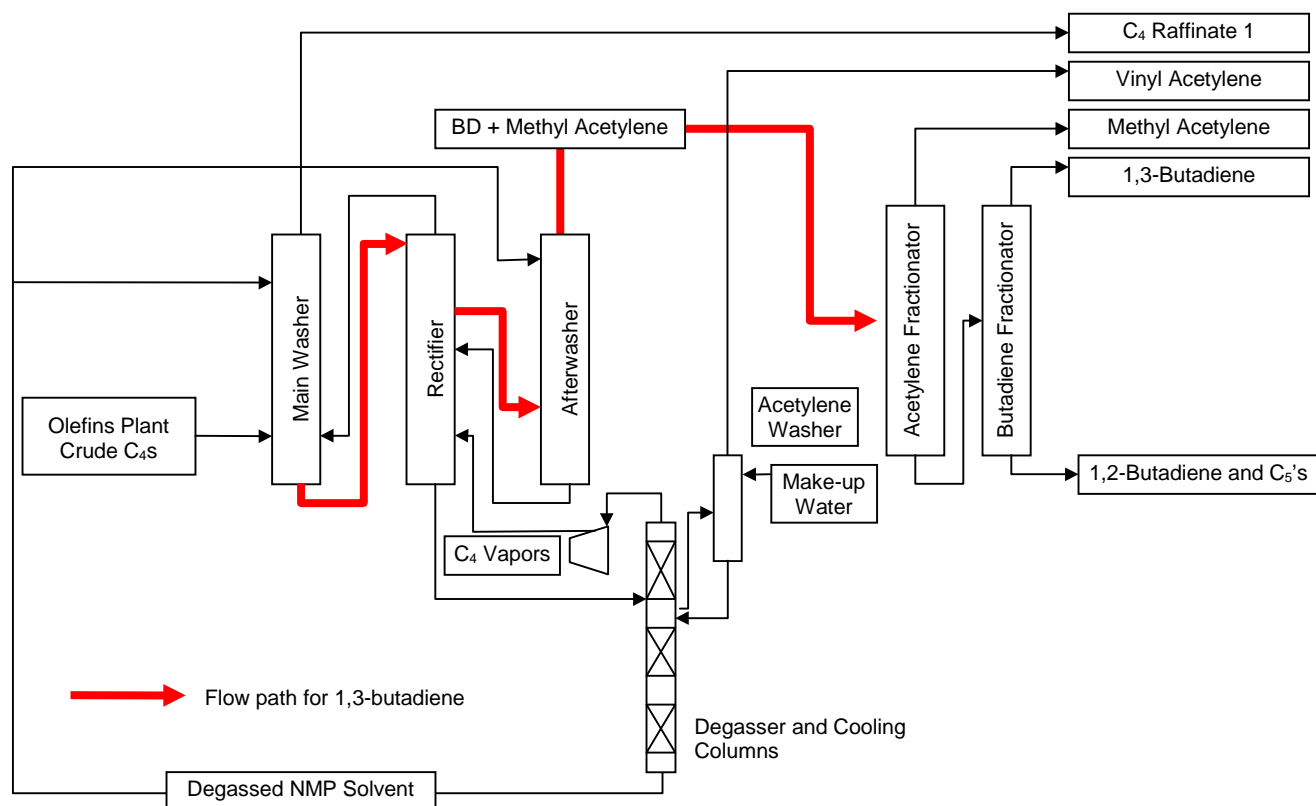
The evaporated C₄ cut is fed to the extractive distillation section where in the first stage the butanes and the butenes are separated from the more soluble 1,3-butadiene, 1,2-butadiene, C₄ acetylenes, propyne and the C₅ hydrocarbons.

The loaded solvent is degassed in a steam heated column where the acetylenes are withdrawn as a side stream and are fed to a washer where the NMP is recovered.

Crude butadiene leaves the extractive distillation section at the top of the second stage and is then fed to the propyne distillation column where propyne (methyl-acetylene) is removed overhead. The bottoms product containing the 1,3-butadiene, 1,2-butadiene and the C₅ hydrocarbons is then distilled in the butadiene column. Generally, 1,3-butadiene with a purity of >99.6% by weight leaves the top of the butadiene column. The column bottoms stream usually contains 1,2-butadiene and heavier hydrocarbons.

The crude butadiene, the top of the propyne column, and the purified butadiene are typically inhibited with tertiary butyl catechol (TBC) or with other compounds. Sodium nitrite can be used as an inhibitor during extractive distillation.

The waste hydrocarbon streams can be diluted with naphtha and used as supplemental feedstock for the olefins plant.

Figure 1.6: Process B - Extractive and Conventional Distillation Using NMP**Process C: Dimethylformamide (DMF) Solvent Extraction Process**

This process, licensed by Nippon Zeon, consists of four sections: 1) first extractive distillation; 2) second extractive distillation; 3) butadiene purification; and 4) solvent purification. See Figure 1.7.

In the first section of the plant, the hydrocarbon feed (C₄ fraction) and the DMF solvent are fed to the first extractive distillation column, where the C₄ stream is separated into two fractions:

- 1) the C₄ raffinate 1 overhead product, which contains less soluble components (butane/butene); and,
- 2) the bottoms product, which contains the DMF solvent rich in butadiene/acetylene components which are the more soluble components.

At this stage, the C₄ raffinate 1 product stream is available for downstream processing (MTBE, polyisobutylene, alkylation). The butadiene/acetylene rich solvent is fed to the first stripper column where the butadiene/acetylenes are stripped from the solvent and proceed overhead to the second extractive distillation section. The lean solvent from the stripper is cooled via heat recovery prior to being sent back to the extractor.

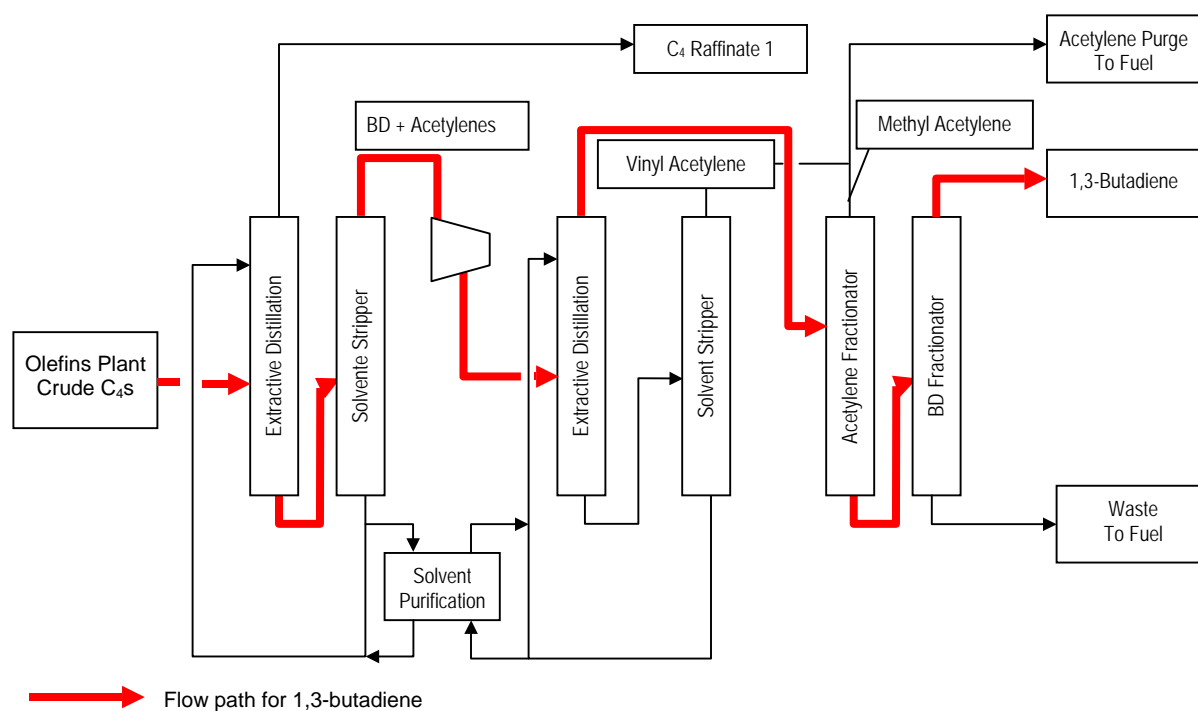
In the second extractive distillation section, the butadiene/acetylene stream from the first section also is separated into two fractions, again using DMF as the solvent:

- 1) a butadiene/methyl acetylene rich overhead fraction; and,
- 2) a bottoms fraction, containing the DMF solvent rich in vinyl acetylene which is more soluble in the DMF solvent than is butadiene or methyl acetylene.

The butadiene/methyl acetylene rich overhead fraction is sent on to the butadiene purification section of the process where the remaining acetylenes are removed using two distillation columns and a pure 1,3-butadiene product stream is produced. The bottoms fraction from the second extractive distillation is fed to a stripper column where a vinyl acetylene rich stream is stripped from the solvent and used for fuel.

Since the DMF solvent is continuously circulated to the first and second extractive distillation columns, butadiene dimer, tar, and any water from the C₄ feed stream tend to increase in concentration, thereby decreasing the effectiveness of the solvent. Therefore a part of the solvent is continuously passed to the solvent purification section of the plant to remove these impurities.

Figure 1.7: Process C - DMF Solvent Extraction Process



Process D: Aqueous Separation and Acetonitrile (ACN) Extraction

In this process, licensed by Shell and LyondellBasell Industries, the hydrocarbon feed (C₄ fraction) is routed to an extractive distillation system. The separation is achieved in an aqueous solvent environment, where the top product contains the butanes/butylenes and the bottoms

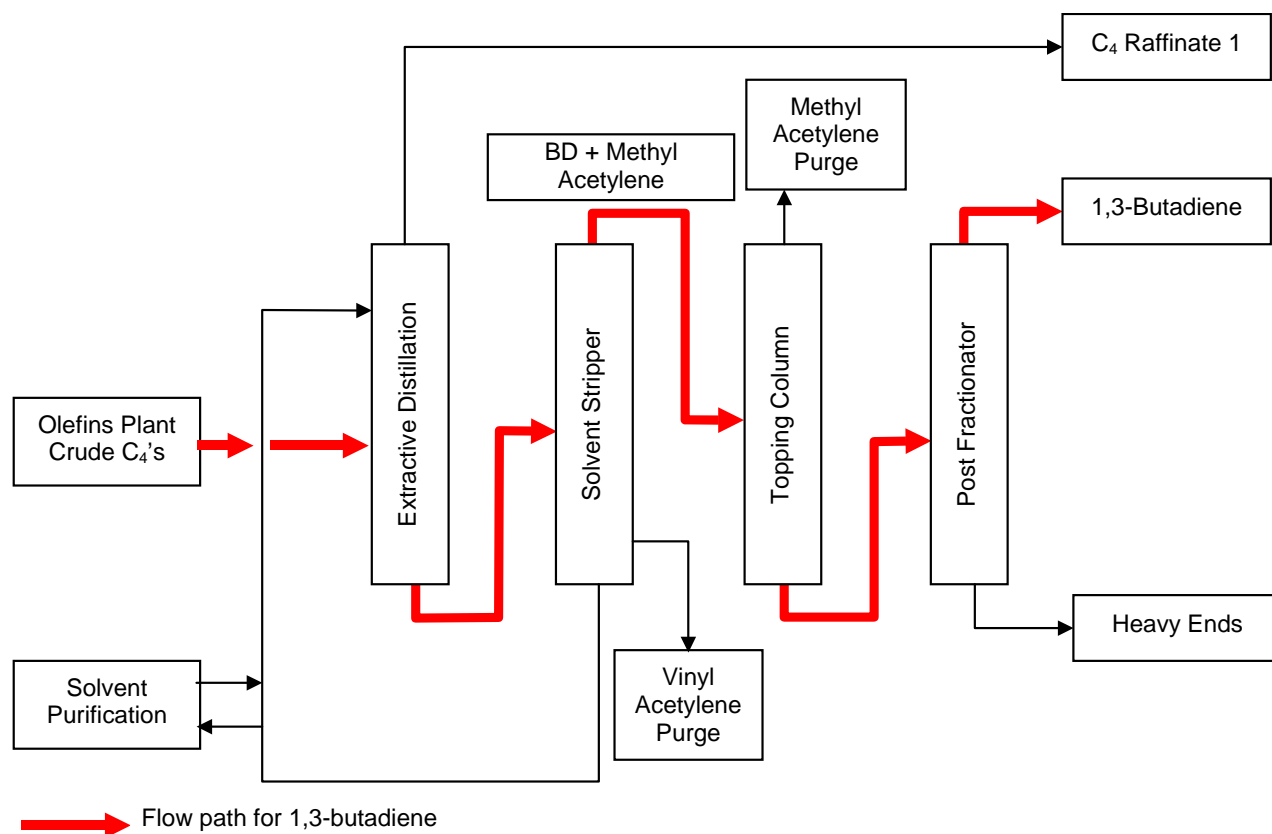
stream contains the butadiene and acetylenes. Acetonitrile (ACN) is used as the extraction solvent.

As illustrated in Figure 1.8, the butadiene is then stripped from the extraction solvent and may be fed to a topping column where residual light ends (primarily methyl acetylene) are rejected. Heavier acetylenes such as vinyl acetylene and ethyl acetylene are rejected as a side stream from the solvent stripping operation. Bottoms product from the topping column can be fed to a postfractionator where residual olefins (cis-2/trans-2 butene) and remaining trace heavy ends (vinyl, ethyl and heavier acetylenes, 1,2-butadiene, dimer, C₅'s and heavier) are rejected to the bottoms.

The overhead butadiene product is chilled and passed through a coalescer to remove entrained water before being sent to the rundown tanks in the tank farm. Tertiary butyl catechol (TBC) is added to the butadiene to inhibit the formation of peroxides. It is also common to use an in-process inhibitor that is removed prior to the addition of TBC.

Hydrocarbon streams exiting the process can be washed with water for the removal of ACN. The recovered solvent can be concentrated and returned to the extraction section.

Figure 1.8: Process D - Aqueous Separation and ACN Extraction Process



Uses of Butadiene

General Information

1,3-Butadiene is a major product of the petrochemical industry. Its simple chemical structure combined with its low molecular weight and high chemical reactivity makes it a very useful building block in the synthesis of other materials.

Butadiene is used primarily as a monomer in the production of a wide range of polymers and copolymers. It is also used as an intermediate in the production of several chemicals. Table 1.3 provides a listing of the use patterns for butadiene in the United States.

Table 1.3: Use Patterns for 1,3-Butadiene in the US, 1996¹

End Use	% of Total
Styrene Butadiene Rubber	30
Polybutadiene	24
Styrene Butadiene Latex	13
Adiponitrile => HMDA => Nylon	13
Acrylonitrile/Butadiene/Styrene Resin	5
Chloroprene => Neoprene	3
Nitrile Rubber	2
Other (includes Styrene-Butadiene Block Copolymers and Methyl Methacrylate-Butadiene-Styrene)	10

¹ Source: CMAI C4 Market Report, March 12, 1996.

Polymer Usage

Styrene-Butadiene Rubber (SBR): As illustrated in Table 1.3, the largest single use of butadiene (approximately 30%) is in the production of SBR. Produced by the polymerization of styrene and butadiene, the primary use of SBR is in tires and tire products. This material also is used in adhesives and sealants, coatings for wire and cable and many other rubber articles such as shoe soles. In addition, it can be used as a chewing gum base.

Polybutadiene (PB): PB, produced by the polymerization of butadiene, is the second largest use of the monomer (approximately 24%). Some of the uses for this polymer are as a raw material for tires, as an intermediate in the production of acrylonitrile-butadiene-styrene (ABS) resin and in impact modifiers. Such impact modifiers enhance the ability of a material to accept a sudden blow or shock without fracture or substantial damage.

Styrene-Butadiene Latex (SBL): SBLs comprise about 13% of the butadiene end-use in the U.S. Latex, in general, can be described as a stable aqueous dispersion, which contains discrete polymer particles of approximately 0.05 to 5 micrometers in diameter. SBL applications include foam rubber (carpet backing, cushions, pads, sponges, etc.), adhesives (floorings, tiles, road and roofing, etc.), sealants and paper coatings.

Acrylonitrile-Butadiene-Styrene (ABS) Resins: ABS resins are two-phase blends. They can be prepared by either emulsion polymerization or suspension grafting polymerization where homopolymers of polybutadiene are grafted onto a styrene-acrylonitrile copolymer. The

production of ABS resins account for about 5% of the butadiene usage in the U.S. These resins are used in a wide range of applications that include automotive parts, telephones, office machines such as computers, and appliances.

Nitrile Rubber (NBR): NBR is produced by the copolymerization of acrylonitrile and butadiene. It also is referred to as nitrile-butadiene rubber. NBR accounts for about 2% of the butadiene consumption in the United States. This material is used in a variety of products including hoses, fuel lines, automotive parts, gasket seals, latices, structural adhesives, oil resistant clothing or articles, gloves and footwear.

Styrene-Butadiene Block Copolymers (SBS and SEBS): Blocks of styrene, butadiene and styrene are polymerized to form styrene-butadiene-styrene (SBS) block copolymers. Similarly, blocks of styrene, ethylene/butylene and styrene form SEBS block copolymers. End uses for these thermoplastic materials include asphalt extenders, lubricating oil additives, adhesives, automotive applications, food and other types of packaging, medical devices, footwear, toys, disposable dinnerware and polymer modification such as impact modifiers.

Methyl Methacrylate-Butadiene-Styrene (MMBS): MMBS resin is used as an impact modifier in automotive parts, bottles and food packaging.

Chemical Intermediate Usage

1,3-Butadiene also is used in the production of a number of intermediate chemicals. Several of these are discussed in the following information.

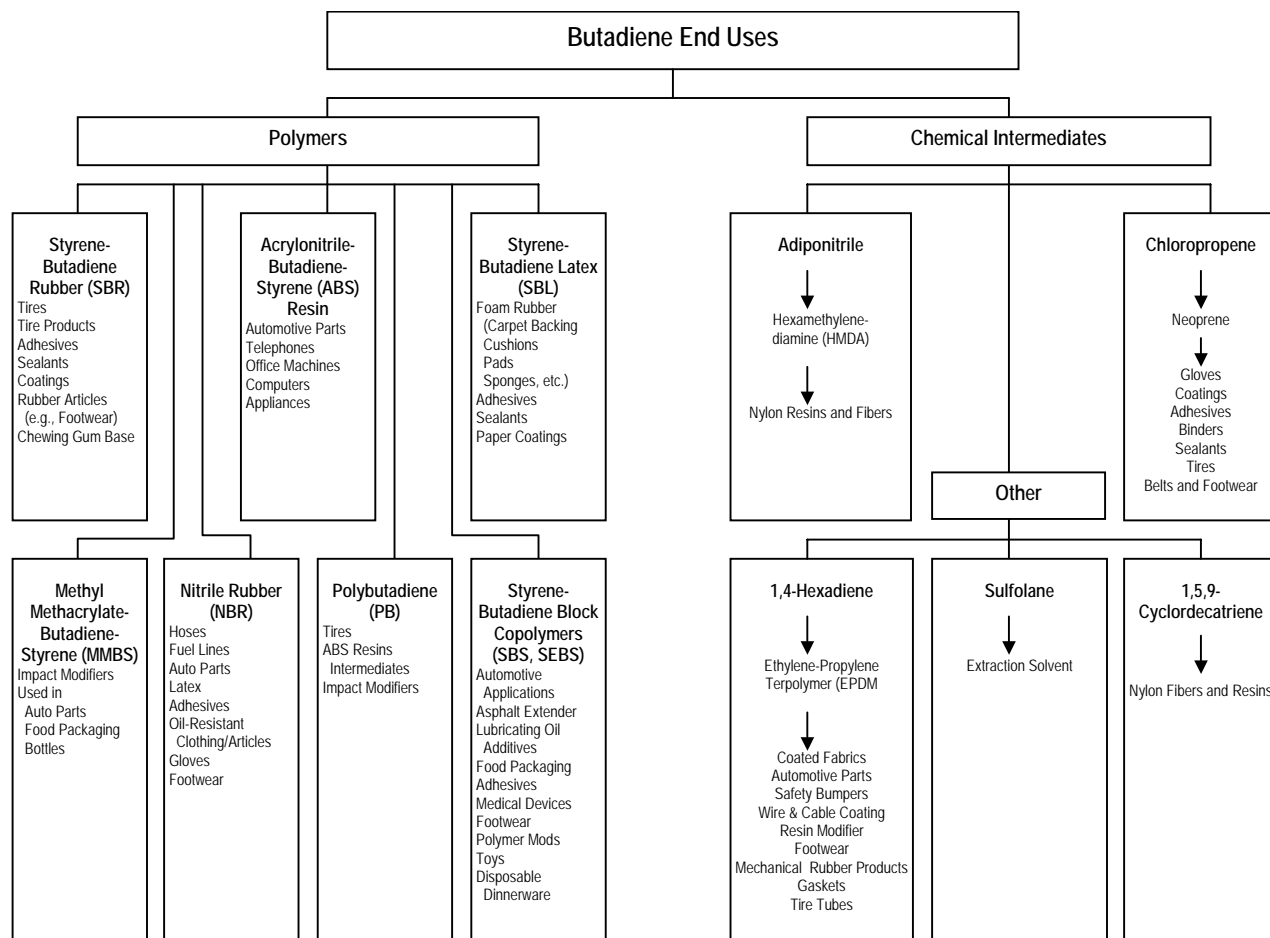
Adiponitrile >> Hexamethylenediamine >> Nylon: The production of the chemical intermediate adiponitrile is the largest use of 1,3-butadiene in this type of application. This represents approximately 13% of the overall butadiene usage. One method employed to produce adiponitrile involves the direct hydrocyanation of butadiene followed by hydrocyanation of the pentenenitrile compounds produced in the butadiene reaction. This material is then hydrogenated to form hexamethylenediamine, which is polymerized in the manufacture of nylon resins and fibers.

Chloroprene: Chloroprene is formed by chlorinating butadiene. This material is then polymerized to produce neoprene. Neoprene rubber is a multipurpose material that accounts for about 3% of the butadiene usage. It is used in applications that include gloves, coatings, adhesives, binders, sealants, tires, belts, hoses, faucet washers and footwear.

Other Chemical Intermediate Uses: Butadiene also is used in the production of 1,4-hexadiene, sulfolane and 1,5,9-cyclodecatriene. 1,4-hexadiene is primarily used as the monomer for ethylene-propylene terpolymer (EPDM); sulfolane is an extraction solvent, and the 1,5,9-cyclodecatriene is used in the production of nylon fibers and resins.

In summary, 1,3-butadiene has developed into an extremely versatile and significant industrial chemical. Figure 1.9 provides an overview of some uses of 1,3-butadiene.

Figure 1.9: Some Uses of 1,3-Butadiene*



Chemical and Physical Properties of 1,3-Butadiene

1,3-Butadiene is a colorless, non-corrosive, flammable gas with a hydrocarbon odor at ambient temperature and pressure. Data pertaining to its chemical and physical properties are presented in Table 1.4. Additional data concerning the physical properties of butadiene and their temperature dependence can be found in Figures 1.10-1.19 (Source: DIPPR Database unless otherwise indicated).

* The types of products identified are intended to be illustrative examples rather than an exhaustive listing.

Table 1.4: Chemical and Physical Properties of 1,3-Butadiene¹

Property	Value
Physical State	Gas, Liquid Under Pressure
Color	Colorless
Odor	Mild, Aromatic (Hydrocarbon)
Molecular Formula	C ₄ H ₆
Molecular Weight	54.09
Normal Boiling Point (at 1 atmosphere)	24.1°F
Melting Point	-164°F
Critical Temperature	305.6°F
Critical Pressure	620.3 psia
Critical Volume	0.065 ft ³ /lb
Critical Compressibility Factor	0.267
Density (liquid), @70°F	38.74 lb/ft ³ (5.18 lb/gal)
Relative Vapor Density (gas) air - 1) ²	1.87
Vapor Pressure, @ 70°F	36.1 psia
Liquid Heat Capacity, @70°F	0.541 BTU/lb*°F
Ideal Gas Heat Capacity, @70°F	0.347 BTU/lb*°F
Refractive Index, nD, @70°F	1.4293
Solubility in Water, @70°F	735 ppm
Partition Coefficient n-Octanol/Water ³	Log Pow 1.99
Viscosity (liquid), @70°F	9.90 x 10 ⁻⁵ lb/ft*s
Viscosity (vapor), @70°F	5.65 x 10 ⁻⁶ lb/ft*s
Ideal Gas Heat of Formation	869.1 BTU/lb
Heat of Vaporization, @70°F	167.0 BTU/lb
Autoignition Temperature	803.9°F
Explosive Limits in Air, Vol. % @77°F, 1 atm	
Lower	2.0
Upper	11.5
Odor Threshold in Air	
Recognition⁴	1.0-1.6 ppm
Detection²	0.025 ppm

¹ Daubert, T.E., Danner, R.P., Sibul, H.M., and Stebbins, C.C., *DIPPR® Data Compilation of Pure Compound Properties*, Project 801 Sponsor Release, January 1994, Design Institute for Physical Property Data, AIChE, New York, NY. Note: Semiannual updates released in January and July.

² Verschueren, K., *Handbook of Environmental Data of Organic Chemicals*, 2nd ed., New York, NY: Van Nostrand Reinhold Co., 1983, P. 296.

³ Hansch, C., Leo, A. *Substituent Constants for Correlation Analysis in Chemistry and Biology*. New York, NY: John Wiley and Sons, 1979, p.183.

⁴ Amoores, J.E., Hautala, E., 1983. Odor as an aid to chemical safety: odor thresholds compared with threshold limit values and volatilities for 214 industrial chemicals in air and water dilution. *Journal of Applied Toxicology*, #272-290.

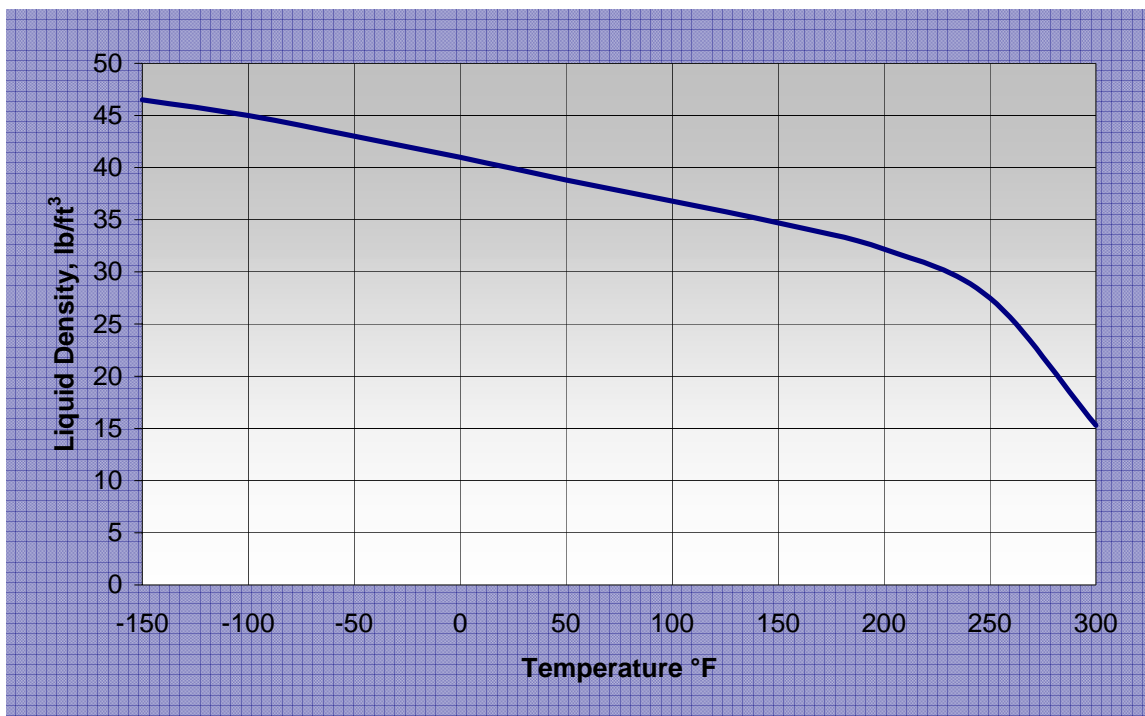
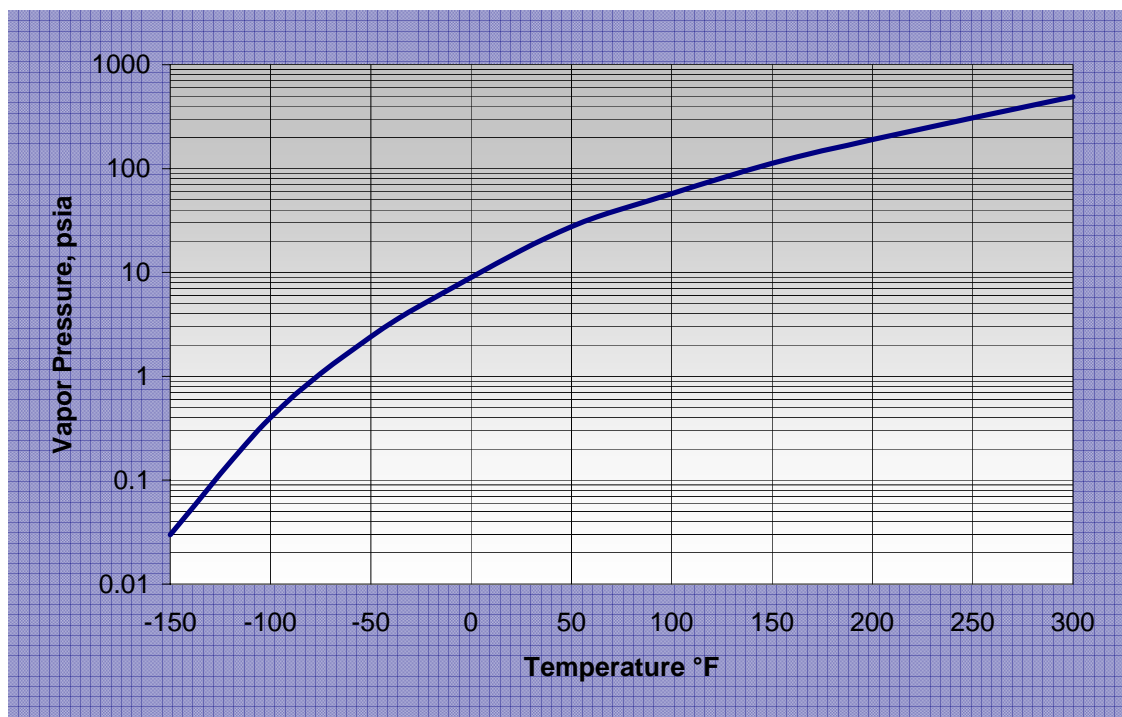
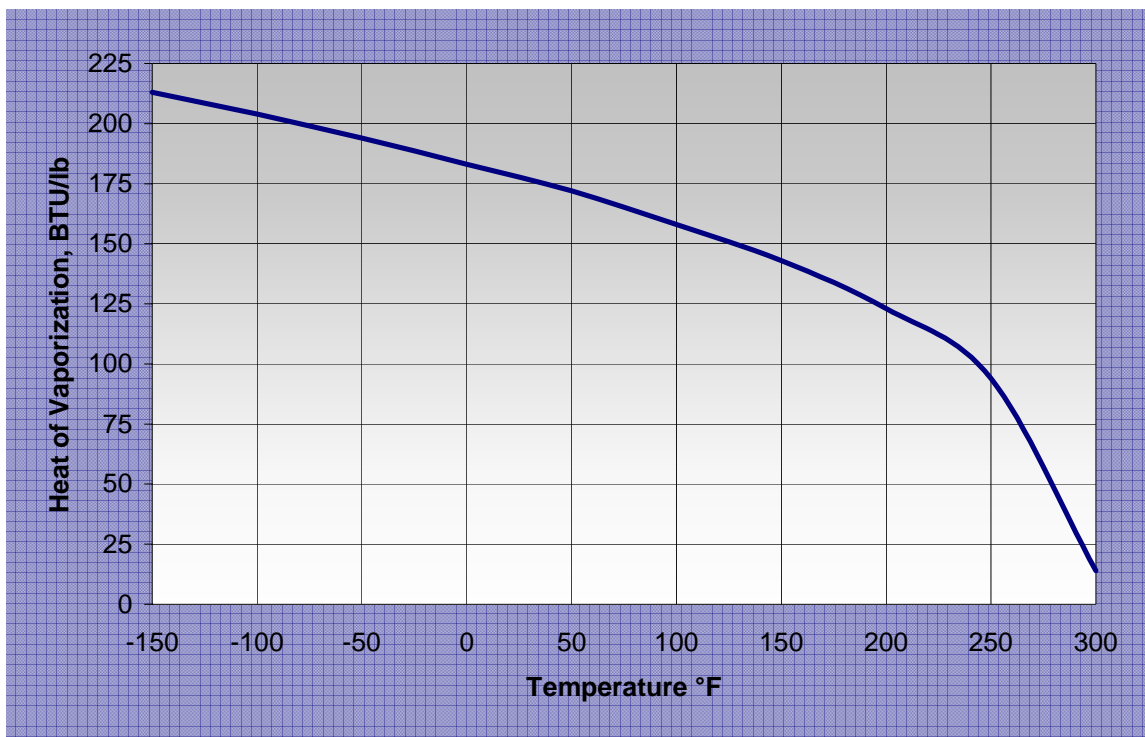
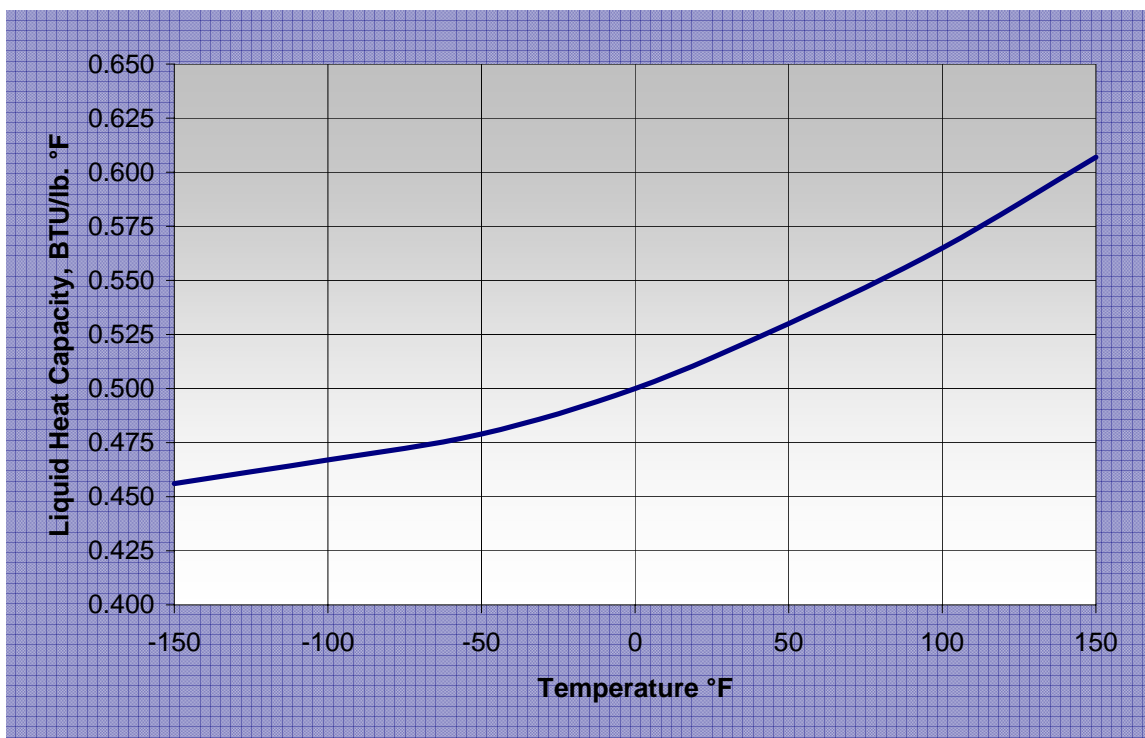
Figure 1.10: Liquid Density**Figure 1.11: Vapor Pressure**

Figure 1.12: Heat of Vaporization**Figure 1.13: Liquid Heat Capacity**

revised 3/10/02

Figure 1.14: Ideal Gas Heat Capacity

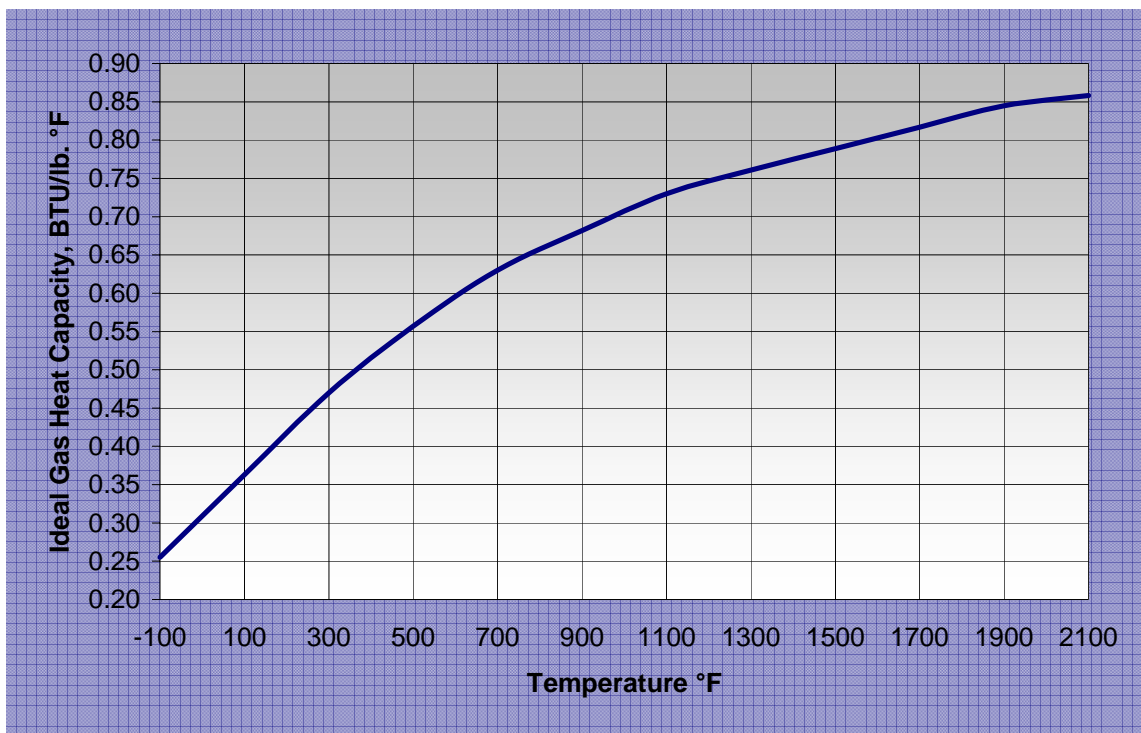
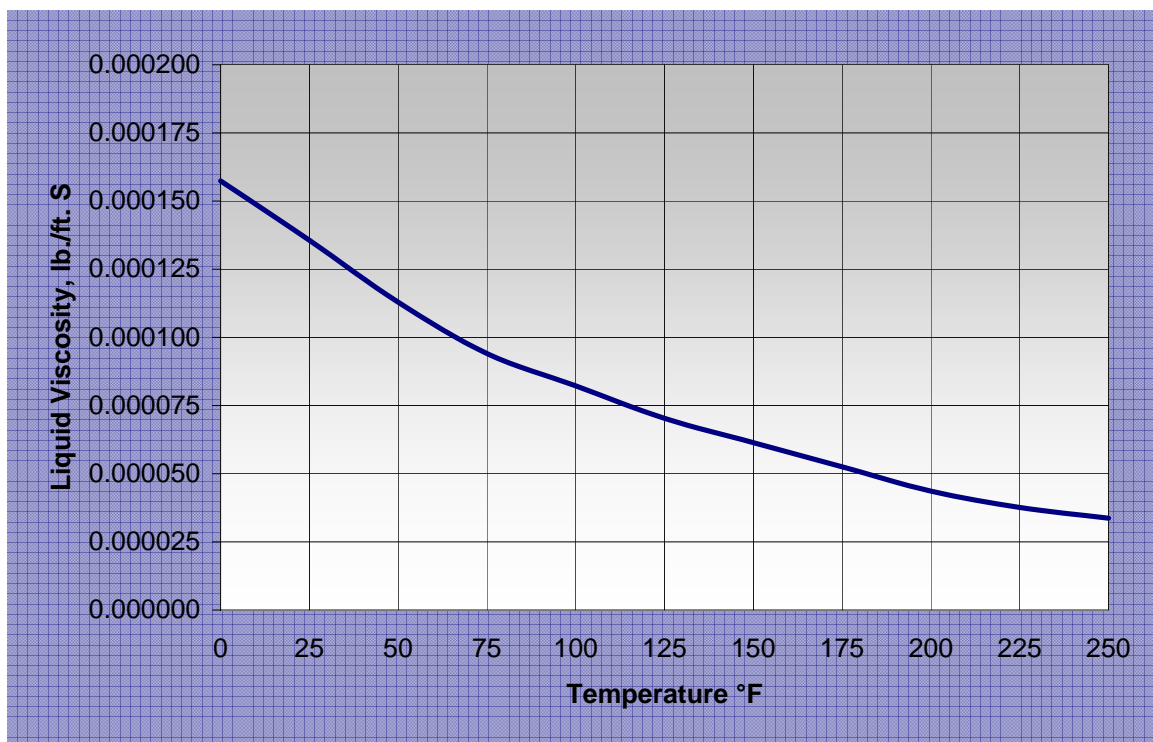


Figure 1.15: Liquid Viscosity



revised 3/10/02

Figure 1.16: Vapor Viscosity

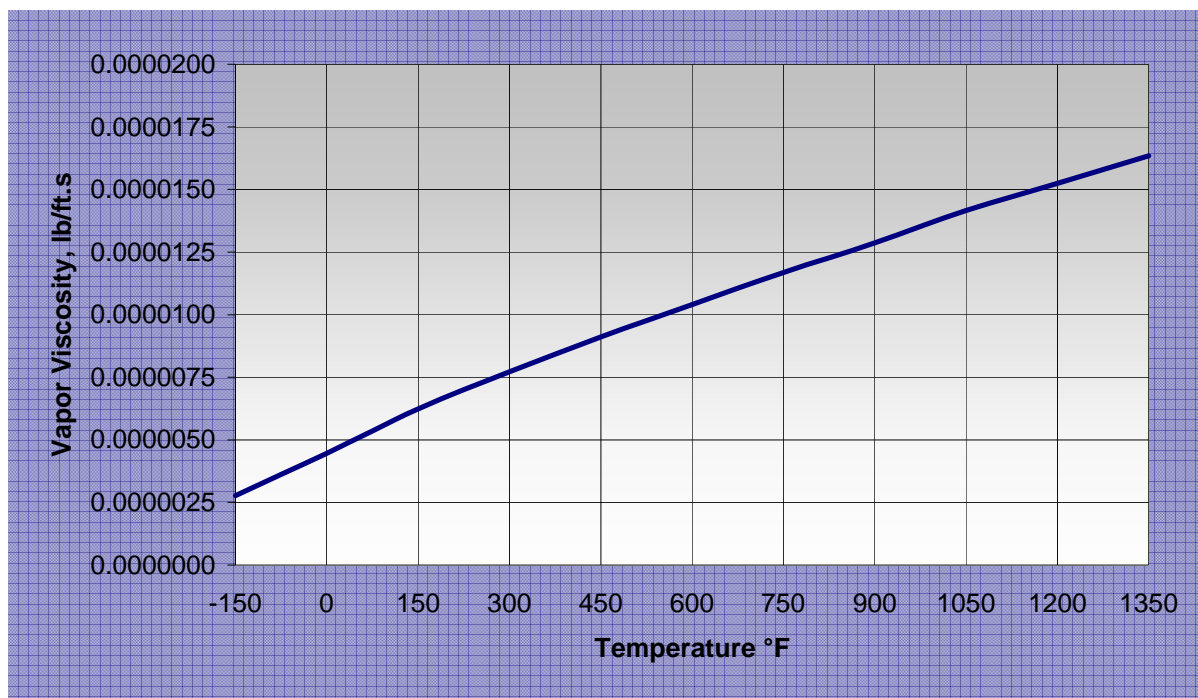
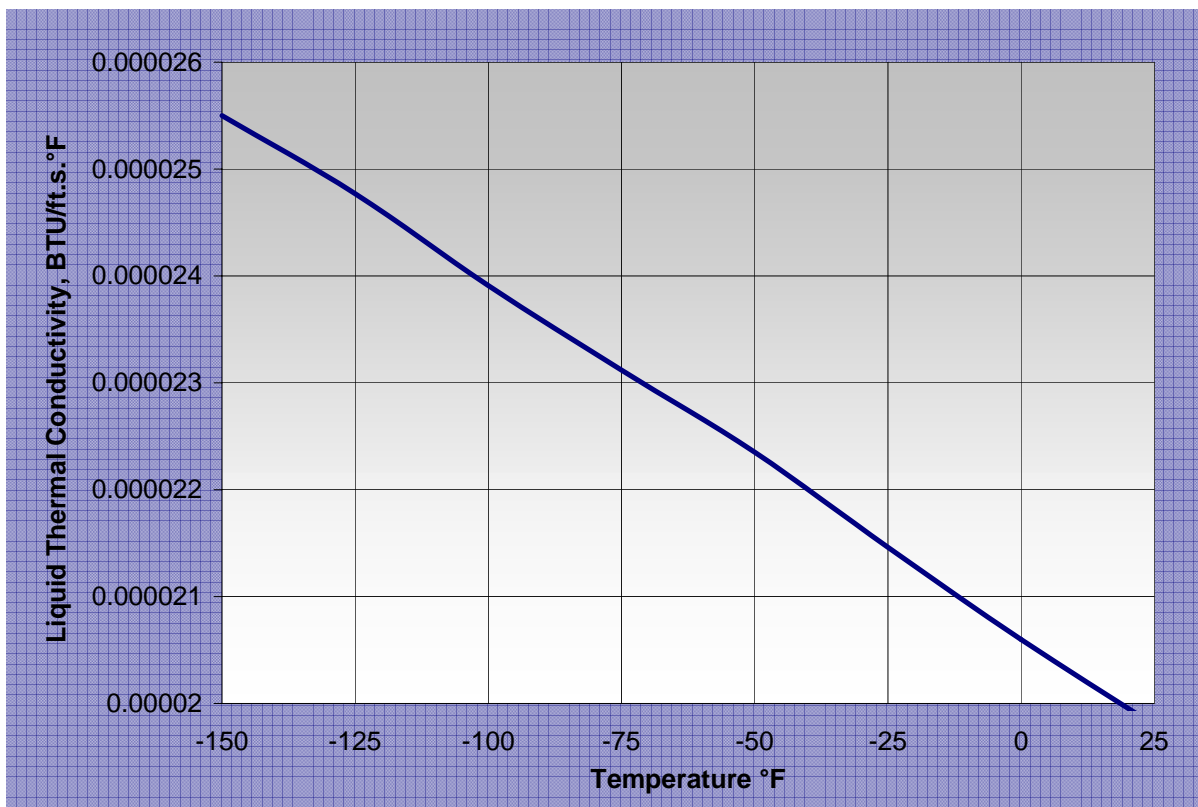
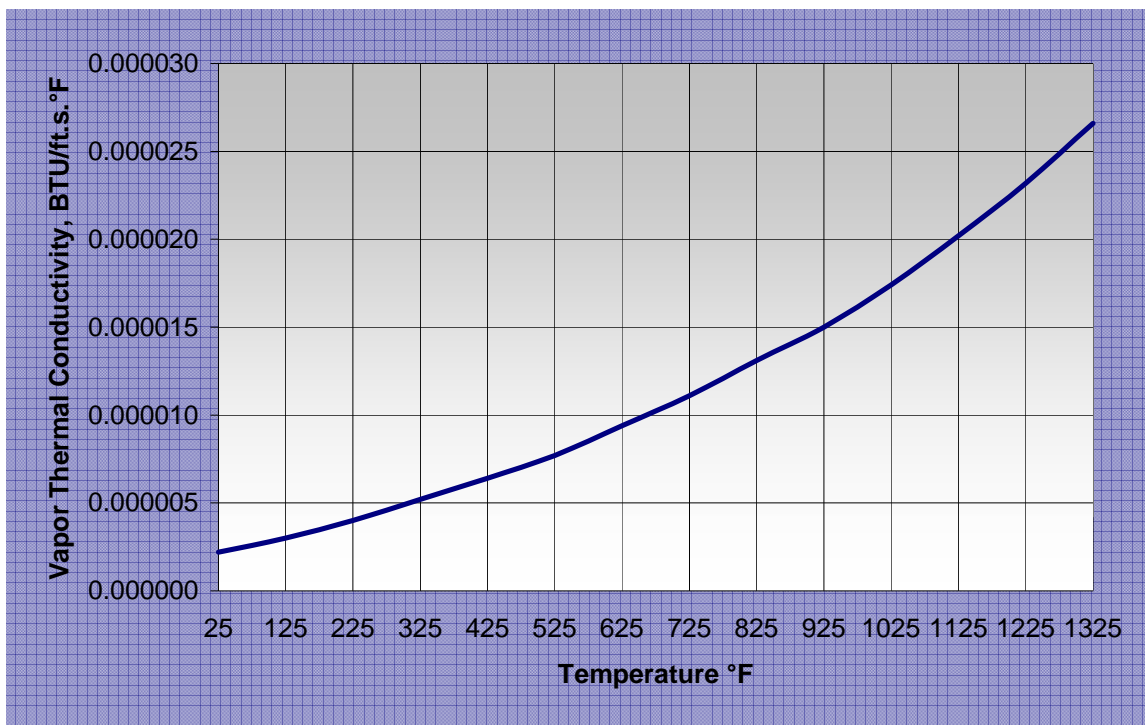
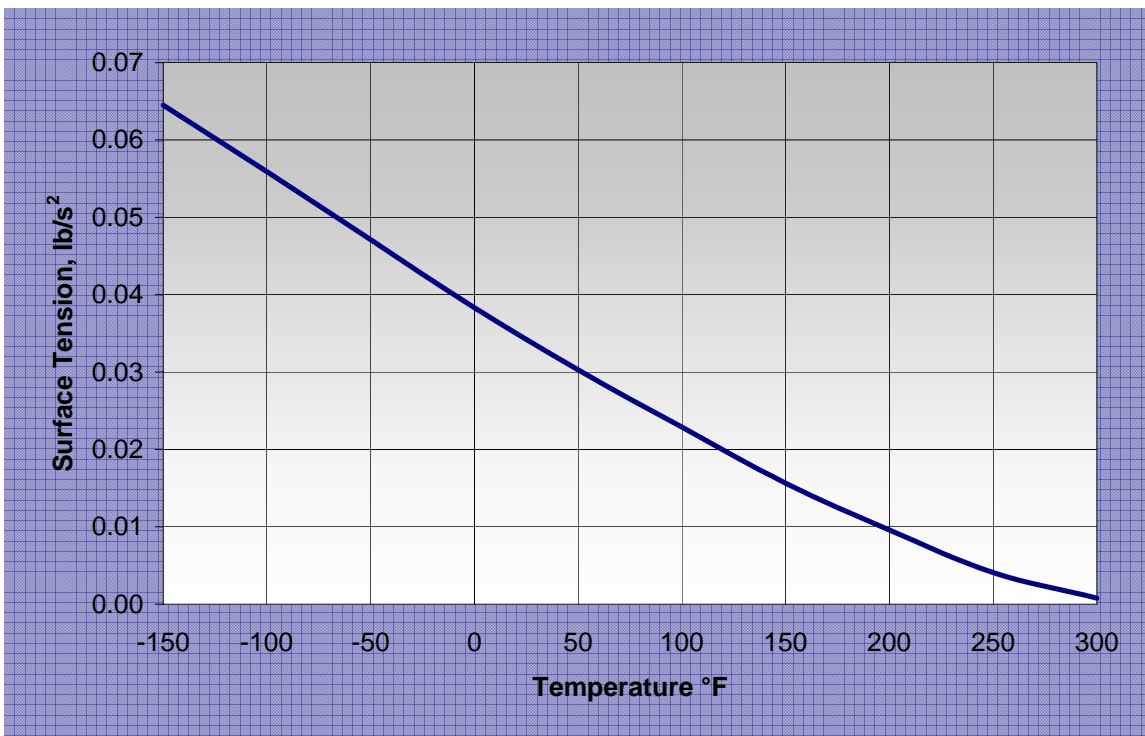


Figure 1.17: Liquid Thermal Conductivity



revised 3/10/02

Figure 1.18: Vapor Thermal Conductivity**Figure 1.19: Surface Tension**

revised 3/10/02

Butadiene Product Quality

Table 1.5 shows an example of a butadiene specification. Individual company specification limits may differ from those given in the table.

Table 1.5: Example of a 1,3-Butadiene Specification

Component	Limits	Spec.	Acceptable Test Methods -- Generic
Butadiene-1,3 as Received	Wt. % Min.	99.5	D2593 Mod.
Butene-1 & Isobutylene	Wt. %	Report	D2593 Mod.
Trans-Butene-2	Wt. %	Report	D2593 Mod.
Cis-Butene-2	Wt. %	Report	D2593 Mod.
Butadiene-1,2	Wppm Max.	20	D2593 Mod.
Propadiene	Wppm Max.	10	D2593 Mod.
Butadiene Dimer as Shipped	Wppm Max.	500	D2426 Mod.
C5s	Wppm Max.	500	D2593 Mod., D2426 Mod.
Pentadiene	Wppm Max.	5	D2593 Mod.
Isoprene	Wppm Max.	10	D2593 Mod.
Total Acetylenes	Wppm Max.	20	D2593 Mod.
Ethyl Acetylene	Wppm	Report	D2593 Mod.
Methyl Acetylene	Wppm	Report	D2593 Mod.
Vinyl Acetylene	Wppm	Report	D2593 Mod.
Non-Volatile Residue	Wt. % Max	0.05	D1025 Mod.
Carbonyls (Reported as Acetaldehyde)	Wppm Max.	10	D4423 Mod., Gas Chromatography, HPLC
Methanol	Wppm Max.	10	UOP569 Mod
Toluene	Wppm Max.	10	GC
Organic Chlorides (Exported as Chloride)	Wppm Max.	10	UOP779 Mod., UOP606 Mod., GC
Sulfur	Wppm Max.	5	D4045 Mod., D4468 Mod., D2784 Mod., D3246 Mod.
Total Atomic Nitrogen	Wppm Max.	2	D4629 Mod.
Diethylhydroxylamine	Wppm Max.	2	Hach, GC
Peroxides (Reported as H ₂ O ₂)	Wppm Max.	5	AMS 3001.10 Mod.
TBC Inhibitor ¹	Wppm	50 - 150	D1157 Mod., AM330.28 Mod.
Oxygen in Vapors	Vol. % Max.	0.1	Teledyne
Water	Wppm Max.	500	Panametrics Dew Point
Appearance	Clear & Free	Visual	None
<p>¹ Other inhibitors are used but TBC is the current industry-wide recognized standard for BD storage and transportation.</p>			

PART II - HEALTH AND ENVIRONMENTAL HAZARD INFORMATION

Overview of Butadiene Health Hazards

This section provides a brief overview of information pertaining to potential health and environmental hazards associated with exposure to 1,3-butadiene. A comprehensive discussion of health and environmental effects information pertaining to 1,3-butadiene is beyond the scope of this manual. For more information, you may want to contact your supplier. Additional information, including first aid information, also may be found in your supplier's Material Safety Data Sheet (MSDS).

Acute Inhalation Exposure

Butadiene vapors may be mildly irritating to the nose, throat and respiratory tract. High vapor concentrations may cause central nervous system (CNS) depression. Early to moderate CNS depression may be evidenced by giddiness, headache, dizziness and nausea; in extreme cases, unconsciousness, respiratory depression and death may occur.

High concentrations of butadiene in confined spaces, such as may occur in a spill or leak situation, may cause asphyxiation by displacing the oxygen, causing an oxygen-deficient atmosphere. As with the above CNS effects, this can result in a sudden loss of consciousness; death may quickly follow.

Eye Contact

Eye contact with rapidly expanding butadiene gas or vaporizing liquid butadiene may cause severe irritation and burns (frostbite). Frostbite would be the result of the cooling effect due to rapid evaporation of the material.

Skin Contact

Skin contact with rapidly expanding butadiene gas or vaporizing liquid butadiene may cause irritation and burns (frostbite). Exposure to high vapor concentrations may cause slight irritation to the skin.

Chronic Hazard

The potential for 1,3-butadiene to cause cancer or other chronic health effects has been examined in experiments using laboratory animals and also by studying exposed human populations. Examples of cancer classifications established by various governmental entities as of the date of publication of this manual are listed in Table 2.1.

Other potential target organs for exposure to 1,3-butadiene may include the liver, kidneys, respiratory tract, ovaries, testes and hematopoietic system (blood forming organs). Laboratory mice have been shown to be highly sensitive to 1,3-butadiene, including the endpoints of cancer, developmental toxicity (effects on the developing fetus) and injury to reproductive organs. The relevance of the findings in mice to humans is the subject of ongoing research by numerous investigators, including studies sponsored by the American Chemistry Council's Olefins Panel. For more information concerning potential chronic hazards from exposure to 1,3-butadiene, you should contact your supplier.

Table 2.1: 1,3-Butadiene Carcinogenicity Classifications

Organization	Classification
International Agency for Research on Cancer (IARC)	Group 1 – Carcinogenic to Humans
Environmental Protection Agency (EPA)	Carcinogenic to Humans by Inhalation
National Toxicology Program (NTP)	Known Human Carcinogen
National Institute for Occupational Safety and Health (NIOSH)	Carcinogen, with No Further Categorization
American Conference on Governmental Industrial Hygienists (ACGIH)	Group A2 – Suspected Human Carcinogen
Revised 4/2/10	

4-Vinylcyclohexene

4-Vinylcyclohexene (4-VCH) is a dimer of 1,3-butadiene and is normally present in butadiene. It is generally controlled below the 500-1000 ppmw level per product specifications. Studies in mice and rats show that mice have greater sensitivity to 4-VCH than rats, and are more efficient at converting 4-VCH to toxic metabolites and less effective at eliminating those toxic metabolites. Effects in mice include uncommon ovarian tumors and other effects on the ovaries and testes. Additional information about the health effects of 4-VCH may be obtained from your supplier.

Environmental Fate and Effects

1,3-Butadiene is expected to rapidly volatilize into the air from water or soil and is not expected to be persistent in the air. The primary reaction for butadiene in air is with photochemically produced hydroxyl radicals – the estimated half-life is on the order of a few hours. Other reactions with butadiene that are expected to occur in the atmosphere are with ozone and nitrate radicals. The atmospheric half-life of 1,3-butadiene with ozone has been estimated at a few hours to a few days. No data are available on aquatic toxicity due to the high volatility and low water solubility of 1,3-butadiene. Water concentrations are not expected to be significant.

PART III - REGULATORY OVERVIEW

This section provides an overview of selected state, federal, and international health, safety and environmental regulations that apply to butadiene as of the date of publication of this manual. Please note that this overview is NOT an exhaustive summary of all health, safety and environmental regulations applicable to butadiene. For additional information, contact your supplier, consult your supplier's MSDS or consult your legal counsel. For a more detailed understanding of specific regulations, you may want to consult the implementing agency or your legal counsel.

Occupational Exposure Limits

Table 3.1: Selected Occupational Exposure Limits for 1,3-Butadiene¹

OSHA PEL	1 ppm (8-hour TWA) 5 ppm (15-minute STEL) 0.5 ppm (Action Level and Trigger for Exposure Goal Program)
ACGIH TLV	2 ppm (TWA)
NIOSH REL	Lowest Feasible Concentration

¹ Refer to the glossary in the Appendix for an explanation of the acronyms and terms used in this table.

On November 4, 1996 (Federal Register, Volume 61, No. 214, 56746-56837), OSHA published its Final Rule on "Occupational Exposure to 1,3-Butadiene." The butadiene health standard in the final rule established the permissible exposure limits listed in Table 3.1, and also included numerous other requirements concerning engineering controls, work practices and personal protective equipment, measurement of employee exposures, training, medical surveillance, hazard communication, regulated areas, emergency procedures, and recordkeeping. Details on the final rule may be found in 29 CFR § 1910.1051. See also discussions in "Part IV – Handling, Transport and Storage Information (Exposure Monitoring)", and "Part V – Fire Safety and Emergency Response (Fire Fighting)" of this manual.

The butadiene health standard contains a unique Exposure Goal Program, described in subsection (g) of the standard. For those operations and job classifications where employee exposures are above the Action Level, the employer must have a written Exposure Goal Program that is intended to limit employee exposure to below the Action Level during normal operations. The butadiene standard specifies a number of items that must be included in an Exposure Goal Program, unless the employer can demonstrate that the item is not feasible, will have no significant effect in reducing employee exposures, or is not necessary to achieve exposures below the Action Level. Respirator use is not required in the Exposure Goal Program. For additional details, see 29 CFR § 1910.1051(g).

States and territories with their own OSHA-approved occupational safety and health plans were required to adopt a standard for occupational exposure to 1,3-butadiene to be at least as effective as the final OSHA standard. A number of Canada's provinces carry butadiene on a designated list and/or have established occupational exposure limits for butadiene.

Federal Environmental Regulatory Overview

Resource Conservation and Recovery Act (RCRA)

RCRA gives EPA authority to control hazardous wastes from generation to disposal. Under RCRA regulations (40 CFR § 261.21), if butadiene becomes a waste material, it would be an Ignitable Hazardous Waste, Hazardous Waste Number D001.

Comprehensive Environmental Response, Compensation and Liability Act (CERCLA)

CERCLA, also known as Superfund, established broad federal authority to respond to releases or threats of releases of hazardous substances from vessels and facilities. The list of CERCLA hazardous substances and their reportable quantities (RQs) are found in 40 CFR Part 302. Immediate notification must be made to the National Response Center, state, and local response authorities if a CERCLA hazardous substance has been released in a quantity equal to or greater than its RQ. Butadiene is listed as a hazardous substance under CERCLA with an RQ of 10 pounds. Reduced reporting requirements for releases that are "continuous" and "stable in quantity and rate" are found at 40 CFR § 302.8.

Emergency Planning and Community Right-to-Know Act (EPCRA)

Butadiene is subject to emergency release notification requirements under EPCRA section 304 (RQ is 10 pounds), community right-to-know reporting requirements under sections 311 and 312, and annual emissions reporting requirements under section 313. More information concerning these requirements may be obtained from your supplier.

Clean Air Act (CAA)

Butadiene is regulated under the CAA as a VOC (volatile organic compound) and hazardous air pollutant (HAP). EPA has promulgated numerous regulations under CAA sections 111 and 112 governing the emissions of VOCs and HAPs, including butadiene.

Toxic Substances Control Act (TSCA)

Butadiene is listed on the TSCA Chemical Substances Inventory (40 CFR §§ 704, 710, 720 and 723).

Prevention of Accidental Releases

An **OSHA Process Safety Management Standard** (29 CFR § 1910.119) contains requirements for preventing or minimizing the consequences of catastrophic releases of chemicals that are deemed to be "highly hazardous" because of their toxicity, reactivity, flammability or explosivity. Such releases may result in toxicity, fire or explosion hazards. Butadiene is not specifically listed as a highly hazardous chemical in the standard. It does, however, meet the definition of a flammable liquid or gas. As a result, a process that involves the use of butadiene on site in one location, in a quantity of 10,000 pounds or more, is subject to the requirements of this standard.

Section 112 (r) of the CAA also requires EPA to adopt regulations to prevent the accidental release and minimize the consequences of any such release of hazardous substances. On January 31, 1994, the EPA published a final list of substances and thresholds to be regulated under CAA Section 112(r) (40 CFR § 68.130). Butadiene is listed with a threshold quantity of 10,000 pounds. While this proposal is similar to the OSHA Process Safety Management Standard in many respects, the CAA requires the EPA to include several elements in its regulations that are not mandated for OSHA.

State Laws/Regulations

Numerous states have adopted laws or regulations governing the manufacture, processing, use or disposal of hazardous materials. For example, butadiene is listed under the California Safe Drinking Water and Toxics Enforcement Act of 1986 (commonly known as Proposition 65) as a substance known to the State of California to cause cancer and reproductive effects. 4-VCH, which is commonly found in butadiene (it is produced when two butadiene molecules react to form the dimer) also is listed under Proposition 65 as known by the State of California to cause cancer. For information on the requirements of these or other state or local laws or regulations, the appropriate state or local agency should be contacted. You also may want to consult your legal counsel. Additional information also may be available from your supplier or in your supplier's MSDS.

Canadian Regulations

This section lists a few Canadian regulations that address butadiene. It is not intended to represent a comprehensive listing of the regulation of butadiene in Canada

WHMIS: The Workplace Hazardous Materials Information System (WHMIS) created, in part, criteria for the classification of hazardous substances that are used in the workplace (Can. Gaz., Part II, Vol. 122, No. 2, Jan. 20, 1988). The WHMIS item number from the English Ingredient Disclosure List for butadiene is 222, and its concentration threshold is 0.1%.

NPRI: Pursuant to Section 16 of the Canadian Environmental Protection Act (CEPA), the National Pollutant Release Inventory (NPRI) established a list of substances required to be reported for toxic release purposes. Supplier notification is required for 1,3-butadiene (128, Can. Gaz., Part I, 1378, Feb. 26, 1994).

DSL: The Canadian Chemical Inventory, which is called the Domestic Substances List (DSL), contains chemicals that were in commerce in Canada during the period 1984-86. Chemicals that are not found on the DSL may require testing prior to being permitted for use in commerce. Butadiene is listed on the DSL.

Hazard Ratings for 1,3-Butadiene

National Fire Protection Association (NFPA) Hazard Ratings

NFPA 704 is the Standard System for the Identification of the Fire Hazards of Materials. It addresses the health, flammability, reactivity and related hazards that could arise during short-

Revised 4/2/10

term acute exposure to a material in a fire, spill or similar emergency situation. The intent of the system is to provide basic information to fire-fighting, emergency and other personnel to aid them in making decisions related to an emergency involving a specific material. The system identifies the hazards of a material in terms of three principal categories: "health," "flammability" and "reactivity." The degree of severity is indicated by a numerical rating that ranges from four (4), indicating severe hazard, to zero (0), indicating no hazard.

Butadiene has the following NFPA hazard ratings:

Health - 2: Materials that, on intense or short exposure, could cause temporary incapacitation or possible residual injury, including those requiring the use of respiratory protective equipment having an independent air supply.

Flammability - 4: Materials that will rapidly or completely vaporize at atmospheric pressure and normal ambient temperature, or that are readily dispersed in air, and which burn readily.

Reactivity - 2: Materials that readily undergo violent chemical changes at elevated temperatures and pressures.

***National Paints and Coatings Association (NPCA)
Hazardous Materials Identification System (HMIS)
Ratings***

The NPCA HMIS ratings use similar principal categories (Health, Flammability and Physical Hazard) and numerical rating ranges (0-4) as the NFPA hazard rating system. However, one difference between the two rating systems is that HMIS ratings are not intended for emergency or misuse situations. Rather, they are meant to apply to normal use of the products in the plant.

NPCA HMIS Ratings for 1,3 butadiene:

Health - 2*: Materials that may cause temporary or minor injury. Use of an asterisk (*) indicates there may be chronic health effects present.

Flammability - 4: Materials that are flammable gases or very volatile flammable liquids with flash points below 73° F and boiling points below 100° F or may ignite spontaneously with air.


Physical Hazard - 2: Materials that are unstable and may undergo violent chemical changes at normal temperature and pressure with low risk for explosion. Materials may react violently with water or form peroxides upon exposure to air.

Revised 4/2/10

Transport Classifications

Road/Rail:	U.S. Department of Transportation (DOT)
Proper Shipping Name:	Butadiene, Inhibited, RQ
Hazard Class or Division:	2.1
Identification Number:	UN1010
Label/Placard Required:	Flammable Gas
Air:	International Civil Aviation Organization (ICAO) International Air Transport Association (IATA)
Proper Shipping Name:	Butadiene, Inhibited, RQ
Class:	2.1
UN Number:	UN1010
Symbol:	Flammable Gas
Sea:	International Maritime Organization (IMO)
Proper Shipping Name:	Butadiene, Inhibited
Class:	2.1
UN Number:	UN1010
Symbol:	Flammable Gas

A variety of restrictions apply to materials subject to these classifications. For example, butadiene is not authorized for shipment via passenger airplanes. Please refer to the appropriate regulation for specific details regarding classification requirements and restrictions. 46 CFR Parts 150-154 should also be referenced for information regarding U.S. Coast Guard regulations concerning the transportation of 1,3-butadiene.



Example of a tank car placard. 1010 is "butadiene, inhibited."

PART IV - HANDLING, TRANSPORT AND STORAGE INFORMATION

Training

Any person who comes into contact with butadiene needs to be trained in proper handling and safety per applicable federal, state and local laws and regulations.

Personal Protective Equipment

Respiratory Protection

Respiratory protection should be used in accordance with company and applicable regulatory requirements.

OSHA's 1,3-butadiene standard requires engineering controls and work practices that comply with the OSHA PELs unless infeasible or work operations are non-routine. Engineering controls and work practices which are not sufficient to reduce exposures below the PELs should remain in place to reduce employee exposure to the lowest level achievable. Respiratory protection should be used to supplement the engineering controls and work practices. Table 4.1 details the minimum requirements for respiratory protection for airborne butadiene as contained in OSHA's 1,3-Butadiene Standard.

Persons should not be assigned to tasks requiring the use of respirators unless it has been determined they are physically able to perform the work and are trained to use the equipment.

Chemical Protective Clothing

The purpose of chemical protective clothing (CPC) is to prevent contact with chemicals that can injure or be absorbed through the skin. As indicated in Part II of this manual, skin contact with liquefied butadiene may result in frostbite.

The level of protection selected should be based on the potential butadiene concentration and likelihood of contact. It could range from no CPC being required, such as when butadiene is handled in closed systems and there is no personnel exposure, to fully encapsulating suits with supplied-air respirators in certain spill situations.

To assist in the selection of CPC, Table 4.2 contains butadiene permeation test results for many of the most common CPC materials. Although the data in the table has been compiled from published sources, it has not been independently verified. The table should not be considered a complete list of all permeation test data for materials with 1,3-butadiene. When selecting specific products, the material manufacturer should be contacted. In addition to permeation properties, thermal insulating properties for protection against frostbite may be a consideration in CPC material selection.

Table 4.1: Minimum Requirement for Respiratory Protection for Airborne Butadiene (29 CFR § 1910.1051(h)(5)(ii))

Concentration of Airborne Butadiene (ppm) or Condition of Use	Minimum Required Respirator
Less than or equal to 5 ppm (5 times PEL)	(a) Air-purifying half mask or full facepiece respirator equipped with approved BD or organic vapor cartridges or canisters. Cartridges or canisters shall be replaced every 4 hours.
Less than or equal to 10 ppm (10 times PEL)	(a) Air-purifying half mask or full facepiece respirator equipped with approved BD or organic vapor cartridges or canisters. Cartridges or canisters shall be replaced every 3 hours.
Less than or equal to 25 ppm (25 times PEL)	(a) Air-purifying full facepiece respirator equipped with approved BD or organic vapor cartridges or canisters. Cartridges or canisters shall be replaced every 2 hours. (b) Any powered air-purifying respirator equipped with approved BD or organic vapor cartridges. PAPR cartridges shall be replaced every 2 hours. (c) Continuous flow supplied air respirator equipped with a hood or helmet.
Less than or equal to 50 ppm (50 times PEL)	(a) Air-purifying full facepiece respirator equipped with approved BD or organic vapor cartridges or canisters. Cartridges or canisters shall be replaced every 1 hour. (b) Powered air-purifying respirator equipped with a tight-fitting facepiece and an approved BD or organic vapor cartridges. PAPR cartridges shall be replaced every 1 hour.
Less than or equal to 1,000 ppm (1,000 times PEL)	(a) Supplied air respirator equipped with a half mask or full facepiece operated in a pressure demand or other positive pressure mode.
Greater than 1,000 ppm or <i>unknown concentration</i> ¹ or firefighting	(a) Self-contained breathing <i>apparatus</i> equipped with a full facepiece and operated in a pressure demand or other positive pressure mode. (b) Any supplied respiratory equipment with full facepiece and operated in a pressure demand or other positive pressure mode in combination with an auxiliary self-contained breathing apparatus operated in a pressure demand or other positive pressure mode.
Escape from Immediately Dangerous to Life or Health (IDLH) conditions	(a) Any positive pressure self-contained breathing apparatus with an appropriate service life. (b) A air-purifying full facepiece respirator equipped with a front or back mounted BD or organic vapor canister.

Notes: Respirators approved for use in higher concentrations are permitted to be used in lower concentrations. Full facepiece is required when eye irritation is anticipated.

¹ The revisions to the original OSHA text indicated by italics are believed to be how OSHA intended this section to read based on a review of other OSHA health standards. However, for a detailed and complete understanding of the language contained in this section, OSHA should be contacted directly.

Table 4.2: Summary of Permeation Test Data for 1,3-Butadiene

Resistant Material	Breakthrough Time (hrs.)	Permeation Rate ug/cm ² /min	Thickness
Butyl	>8.00	N/A	.07 cm
Natural Rubber ¹	<0.02	637.27	.02 cm
Neoprene ¹	0.78	1.80	.05 cm
PVC ¹	<0.02	126.25	.02 cm
Viton ^{TM 1}	>8.00	N/A	.05 cm
Viton ^{TM 2}	>8.00	N/A	.05 cm
Barricade ^{® 3}	>8.00	None Detected	21 mils
Tychem ^{TM 7500 3}	>8.00	None Detected	16 mils
Tychem ^{TM 9400 3}	>8.00	None Detected	17 mils
Tychem ^{TM 10,000 3}	>8.00	None Detected	29 mils
Responder ^{TM 2}	>8.00	N/A	N/A
Tyvek [®] /Saranex 23-P ³	>8.00	None Detected	7 mils
Tyvek [®] QC	0.13	12	6 mils

N/A = Not Available

¹ Chemical Protective Clothing, Vol. 2, Product Performance Information, Johnson, J. S., Anderson, K. J., American Industrial Hygiene Association, Fairfax, VA, 1990.

² Quick Selection Guide to Chemical Protective Clothing, Second Ed., Mansdorf, S. Z., Forsberg, K., Van Nostrand Reinhold, New York, NY.

³ Permeation Guide for Dupont TychemTM Fabrics, Rev. May 1994.

Eye and Face Protection

Appropriate eye and face protection may be necessary to prevent contact with butadiene. A hazard assessment conducted in accordance with the requirements of the OSHA standard for Personal Protective Equipment (29 CFR § 1910.132) can help to determine the level of protection necessary. Further information may be obtained from OSHA's general requirements section of their Eye and Face Protection Standard (29 CFR § 1910.133).

Protective eye/face devices purchased after July 5, 1994, must comply with ANSI Z87.1-1989. If purchased on or before July 5, 1994, protective devices should at least comply with ANSI Z87.1-1968.

Exposure Monitoring

A number of methods are available for monitoring employee exposures to 1,3-butadiene. The following information addresses some of these methods. Please note that this section is not intended to be a complete review and evaluation of 1,3-butadiene sampling and analytical methods. The employer is responsible for assuring the accuracy and precision of a method relevant to the unique conditions of the specific workplace, no matter which method is chosen. For more information contact your supplier.

Charcoal Tube Methods

Most of the exposure monitoring methods for butadiene involve the use of charcoal tubes with sampling pumps, followed by analysis of the samples using gas chromatography (GC). Differences between methods may include: treated or untreated charcoal tubes; sampling rates; the use of different desorbing solvents; and variations in analytical equipment.

Both OSHA Method No. 56, which is located in Appendix D of OSHA's 1,3-Butadiene Standard, and NIOSH Method 1024 are charcoal tube methods specifically designed for butadiene monitoring.

Passive Monitors

Passive dosimeter badges are available for monitoring airborne concentrations of butadiene. These badges often involve the infusion of air across a barrier film where the butadiene collects onto a charcoal sorbent. It is desorbed with a solvent and able to then be analyzed by methods similar to that described for charcoal tubes. For information regarding the use of these badges for monitoring butadiene, including potential limitations, contact the badge manufacturer.

A second type of passive monitoring device available for butadiene sampling is a passive diffusion tube. National Draeger markets a tube of this type for butadiene. This is a colorimetric method whereby the butadiene concentration is able to be read directly by the length of the color stain in the pre-calibrated tube. One potential concern with the use of these tubes is that the limit of detection for an 8-hour exposure may be slightly above workplace exposure limits (e.g. OSHA PELs).

Direct Reading, Portable Instruments

There are portable instruments utilizing flame ionization or photoionization detectors that can be used to measure butadiene in low- to sub-ppm concentrations. One potential concern is that these instruments will respond to a wide range of hydrocarbons. As a result, they are non-specific for butadiene and can be affected by the presence of other hydrocarbons.

Detector Tubes

A number of companies manufacture detector tubes for use with volumetric pumps to measure butadiene concentrations. These colorimetric indicating tubes provide a direct reading of the butadiene concentration. A specified amount of air is drawn through the tube, and the butadiene present in the air reacts with the solid sorbent to produce a color change whose length is directly proportional to the butadiene concentration.

A potential concern with the use of these detector tubes is that the limit of detection for these tubes may be slightly above the applicable workplace exposure limits (e.g. OSHA PELs).

Interferences and sampling time are other issues which need to be considered with the use of colorimetric detector tubes. Chemical substances which may interfere with these tubes include carbon monoxide, butane, butylene, ethylene, hydrogen, hydrogen sulfide, propane and propylene. The presence of these chemicals may cause false positive results. With respect to sampling time, current colorimetric tubes require a long sampling period (up to 32 minutes) when analyzing for low levels of butadiene.

Gas Chromatography (GC)

As just noted, the presence of other hydrocarbons or certain gases may significantly interfere with readings obtained by butadiene detector tubes or other direct-reading hydrocarbon analyzers. Where that occurs, a GC method may be a desirable option. Portable GCs may be taken to the field for direct on-site measurements. Alternatively, a sample of air may be

collected in a syringe, bag (Tedlar®) or summa canister (EPA TL-14 method); the sample can then be injected into a GC for analysis.

Transport of Butadiene

Liquefied butadiene is shipped by pipelines, ships, barges, rail tank cars, tank trucks and bulk liquid containers. Transported butadiene is required to be inhibited and the current industry-wide recognized inhibitor is tertiary butyl catechol (TBC). Also, to minimize the formation of peroxides in butadiene during shipping and handling, the oxygen level in the vapor space of loaded equipment is not to exceed 0.3 volume percent. A level less than 0.1 volume percent is the target to be maintained.

In the U.S., CHEMTREC can be called (1-800-424-9300) for assistance in any transportation emergency or if a potentially dangerous or problem situation might occur. For additional information on emergency response and CHEMTREC, refer to "Part V – Fire Safety and Emergency Response" of this document.

In Canada, contact CANUTEC (613-996-6666); call collect.

In other areas, contact your supplier and/or applicable emergency response agency.


Transport by Rail Tank Cars

Liquefied butadiene is shipped in pressurized rail tank cars. These tank cars are loaded and unloaded from the top and usually can contain about 30,000 gallons of product. The top of the tank car is equipped with a pressure head assembly and protective housing. Table 4.3 lists items mounted on the pressure head assembly.

Revised 4/2/10

Table 4.3: Items Mounted on the Pressure Head Assembly

<p>Two Liquid Eduction Valves connected to separate liquid eduction pipes that extend to the bottom of the tank. Either valve may be used to unload product.</p>
<p>A Vapor Line that is used primarily to vent the rail tank car back to the storage tank or a flare. It also can be used to pressure the product out of the rail tank car with compressed product vapors or nitrogen. United States government regulations prohibit the use of air as a pressuring medium.</p>
<p>A Sampling Valve that is used for sampling liquid from the bottom of the rail tank car.</p>
<p>A Safety Valve for flammable gases such as butadiene is typically set at 75 percent of the rail tank car shell test pressure.</p>
<p>A Thermometer Well that is sealed at the bottom and is approximately 60 inches long. It is filled with ethylene glycol for more accurate readings upon insertion of the thermometer.</p>
<p>A Gauging Device which may be either a slip-tube gauging device which extends approximately halfway into the tank and is covered by a protective housing, or a non-venting gauging device. The use of a non-venting gauging device is recommended, especially for butadiene, and is required by regulations in some jurisdictions.</p>
<p>Feed lines to the liquid eduction valves, the vapor valve and the sampling valve are each fitted with an excess-flow check valve that automatically closes when the product flow rate becomes too high. These check valves are safety devices which help to reduce a product release from accidental opening of the unloading lines or any other part of the unloading system. Also see item 18 under the following section, Rail Tank Car Unloading Procedures.</p>



Close-up of typical LPG tank car dome, showing liquid and vapor connections and magnetic level gauge.

Rail Tank Car Unloading Procedures

Appropriate procedures will help to minimize employee exposure and environmental releases during unloading of butadiene from rail cars. Companies should evaluate the specific circumstances of their rail car unloading facilities to develop appropriate procedures. See Table 4.4 for one example of a rail tank car unloading procedure.



*Typical butadiene
rail tank car loading,
showing liquid vapor
connections.
Magnetic gauge
stick visible.*

Table 4.4: An Example Rail Tank Car Unloading Procedure

1. Select track or siding that is as level as possible for unloading. Provide protection for the open end of the track or siding, such as a gate, a switch, or a derail.
2. Place regulation caution signs between the rail tank cars and the switch, 25 feet from the rail tank car, if possible.
3. If the siding is open at both ends, place a caution sign at each end. These signs should remain in place until the rail tank car is emptied and disconnected.
4. After the rail tank cars are spotted on the siding, the hand brakes are set, the wheels chocked or blocked, and appropriate flags or approved warning lights are set at an appropriate place. The flags also are called blue flags and they state either "STOP Men at Work" or "STOP Tank Car Connected." The word STOP is comprised of four (4) inch letters and the rest of the words use two (2) inch white letters on blue background.
5. All rail tank cars and unloading equipment are to be completely grounded and bonded to prevent the risk of explosion due to static electricity accumulation. A recent practice has been to install safeguards to prevent the unloading operation from starting until a positive grounding connection has been made using simple electrical circuit safeguards.
6. The rail tank car unloading area is to be kept clear of any possible ignition sources (only explosion-proof electrical apparatus is permitted).
7. Rail tank car safety valves are never to be tampered with or adjusted by unauthorized personnel. Before starting the unloading operation, the operator is to check routinely for evidence of tampering with the safety valves or removal of the rail tank car seals. Where evidence of damage or tampering exists, notify the railroad and consult an expert in the rail tank car design and/or operating procedures prior to unloading.
8. The rail tank car number, contents and net volume are to be checked against the bill of lading. Any rail tank car number, contents or significant net volume discrepancy is to be reported to the supplier before unloading is begun.
9. For more accurate measurement, before the quantity is gauged, the rail tank car is to be stationary for at least 15 minutes.
10. Each unloading area is to be equipped with a thermometer attached to a small chain for lowering into the rail tank car's thermometer well.
11. The gauging device is used to determine the liquid level. The total volume of liquefied product in the tank can then be determined from tables supplied by the supplier of the product or the rail tank car owner or builder.
12. SAFETY CAUTIONS: WORKERS SHOULD BE WARNED NOT TO PLACE THEIR HEAD OR BODY DIRECTLY OVER THE GAUGING DEVICE AFTER RELEASING THE LOCK BAR. TANK PRESSURE MAY CAUSE THE GAUGE TUBE TO SHOOT UP AND CAUSE INJURY.
13. All connections for articulated arms and flexible hoses are to be tight before opening the isolation valves to start the unloading operation. (Flange-type connections are preferred for use between the rail tank car and the unloading arms and hoses to reduce the risk of leakage. Screw-type connections are used by some in the industry. The use of "quick-disconnect" connections is strongly discouraged.)

- 14. SAFETY CAUTIONS: (1) LIQUEFIED BUTADIENE SHOULD NOT BE PERMITTED TO COME INTO CONTACT WITH SKIN OR CLOTHING. RAPID EVAPORATION WILL CAUSE FREEZING. IF ACCIDENTAL CONTACT OCCURS, AFFECTED AREAS SHOULD BE TREATED AS BURNS. (2) REGULATIONS MAY REQUIRE THE OPERATOR TO WEAR PERSONAL PROTECTIVE EQUIPMENT (PPE) TO AVOID EXPOSURE TO THE PRODUCT VAPORS OR LIQUIDS. (SEE RELATED DISCUSSIONS IN PARTS II, III AND IV OF THIS MANUAL FOR ADDITIONAL INFORMATION.**
15. Liquefied butadiene may be transported from the rail tank car to storage by pumping or pressuring the product from the rail tank car. For both unloading procedures a positive pressure must be maintained in the rail tank car, which can be accomplished by compression using:
- A compressor located between the pressure storage tank vent line and rail tank car's vapor valve to provide vapor pressure to transfer the product;
 - An inert gas, usually nitrogen, being fed into the rail tank car under pressure through the rail tank car's vapor valve to transfer the product; or,
 - Rail tank car vapor pressure to transfer the product.
16. **NOTE:** Tank car and storage facility must be bonded and grounded.
17. Rail tank cars are to be unloaded using one eduction line only. (If both eduction lines are used simultaneously, the excess-flow safety system may not provide protection in the event of accidental opening of the unloading lines or any part of the unloading system.)
18. If too much flow causes an excess-flow check valve to close, the rail tank car liquid transfer valve is to be closed. When the sound of the excess-flow valve's opening is heard and after an inspection has been made to ensure the integrity of the unloading system, the rail tank car liquid transfer valve can be slowly reopened. If the procedure just described does not succeed in reopening the excess-flow valve, the supplier should be contacted.
19. During winter, for shipments of product which could contain water in amounts sufficient to freeze and restrict unloading operations, the supplier, with the customer's consent, may add small quantities of antifreeze, such as ethylene glycol or isopropyl alcohol.
20. To keep air out of the rail tank car during handling and return to the supplier, a positive vapor pressure of five psig minimum is to be maintained in the rail tank car at all times.
21. Before returning the rail tank car to the railroad, a check is to be made to verify that the rail tank car meets all the regulatory requirements. Notify the supplier of any damage to the rail tank car or any improperly operating rail tank car equipment. The supplier also is to be made aware of the overall appearance of the tank car, especially if in poor condition.

Transport by Tank Trucks

Tank trucks used for transporting liquefied butadiene are equipped with many of the same safety features found on rail tank cars. A principal difference is that the vapor and liquid eduction valves usually are located on the bottom of the tank. Tank trucks are often equipped with self-unloading pumps.

Revised 4/2/10

The safety precautions to be used for loading and unloading tank trucks are similar to those for rail tank cars. Each user should develop a tank truck unloading procedure based on the site layout and all appropriate regulations or standards.

Transport by Marine Vessels

Butadiene barge loading.



Liquefied butadiene can be transported safely in gas carriers (ships), barges and pressurized containers for ocean, inland waterway, and coastal shipments. Vessels are specially equipped to carry liquefied gases and typically operate in dedicated service, with limited tonnage available on a spot basis. For small quantities, pressurized containers may be used. Vessels and marine facilities shipping butadiene in bulk are regulated by the U.S. Coast Guard. Shipping of butadiene in containers is regulated by the Department of Transportation (DOT).

The product handling facilities used for loading and unloading should be compatible with the vessel design and product operating conditions. Tank barges are typically uninsulated and not equipped for reliquefaction or pumping. Spray loading is commonly used with tank barges to maximize loading rate and eliminate venting; product is then pressured off with gas or product vapor supplied by the unloading facility. Gas carriers are typically insulated and equipped for reliquefaction and pumping.

Marine shipments must be inhibited and a certificate of inhibition may be required for gas carrier shipments (see 46 CFR § 154.1818 for ships and 46 CFR §§ 151.50-70 for barges). Many of the same precautions identified for rail shipments are applicable to vessel shipments. Inspection of the equipment before a shipment will help ensure that no defects in safety systems, tanks and valves, or loading and unloading systems are present. As with tank cars, loading and unloading should be controlled in such a way to minimize employee exposure and environmental releases.



Marine loading arm end fitting, showing emergency isolation and disconnect system. Larger arm is liquid; smaller arm is vapor return.

Transport by Bulk Liquid Containers

Bulk liquid containers or ISO tanks can be shipped by truck, railroad or marine carriers and are used for domestic and export/import shipments of less than tank truck quantities.

Loading, unloading and shipping of butadiene by bulk liquid containers / ISO-containers should be done only after careful review and requires special handling equipment and procedures. Each user should develop an unloading procedure based on the site layout and all appropriate regulations and standards. Consideration of routing and tracking of shipments may be advisable.

Transport by Pipeline

Butadiene is also shipped via pipeline. The DOT regulates the transport by pipeline as noted in 49 CFR Parts 190-199.

There are a number of measures taken to ensure that the product gets safely to the customer through the pipeline. The primary measure employed is a "line integrity meter." The pipelines are continuously monitored by control centers that are staffed 24-hours a day. Any discrepancy in terms of the amount entering the pipeline and the amount exiting the pipeline is investigated.

Each operation shall have a patrol program (see 49 CFR § 192.705) to observe surface conditions on or adjacent to the transmission line right-of-way for indications of leaks, construction activity, and other factors affecting safety and operations. One sign of a leak can be dead vegetation in the immediate area.

The frequency of patrols is determined by the size of the line, the operating pressures, the class, location, terrain, weather, and other relevant factors, but intervals between patrols may not be longer than prescribed by DOT regulations. In certain areas, the frequency of these patrols may be once a week instead of every two weeks.

Methods of patrolling include walking, driving, flying, or other appropriate means of traversing the right-of-way.

Pipeline markers containing the name of the contents of the pipeline and a 24-hour emergency number to call are located at periodic intervals along the pipeline and at all road and stream crossings. If any digging is to be done near the pipelines, notification via the listed number on the pipeline marker is required. This will enable an individual to be dispatched to identify the exact location of the pipeline.

Cleaning, Inspection & Repair of Transport Equipment

Cleaning, inspection or repair of ships, barges, rail tank cars, tank trucks and bulk liquid containers should be performed by qualified personnel specializing in these operations.

Piping, Fittings and Valves

National codes and standards have been developed for piping and fittings, such as the ANSI B31.3 Code for Pressure Piping. Consider using welds and flanges to join pipe sections, as screwed connections are not satisfactory due to increased risk of leakage and fugitive emissions from these types of connections. Consider whether the piping and component materials, including valve seats, valve packing and gaskets, are compatible with the chemical that is being handled.



Close-up of end of loading arm fittings, showing valving that allows purging prior to disconnecting, threaded fitting for connection to tank car valve and bonding wire around loading arm swivel joints.

Articulated arms are generally used for loading and unloading of transport equipment. If flexible hoses are utilized, a rating used is that they have a bursting pressure at least equal to five times the vapor pressure of the product at 100°F.

Flexible hoses are a potential source of leaking or failure. The design needs to consider any potential tension, torsion, bending or other stress that could damage the articulated arm or flexible hose. Rough handling or bending during operation of the articulated arm or flexible hoses needs to be avoided as this can damage these arms and hoses. When not in use, it is important that flexible hoses not be left under pressure. Articulated arms and flexible hoses need to be inspected frequently, and upon any evidence of damage, immediate testing and/or replacement is recommended.

Flange-type connections are preferred for use between the transport equipment and the unloading arms and hoses to reduce the risk of leakage. Screw-type connections are used by

some in the industry. 'Quick-disconnect' connections should not be used since butadiene's vapor pressure can disturb the proper operation of the spring connection.

Gate valves or fire-safe ball valves have been found to be acceptable for use in this type of service. Soft-seated valves are useful to minimize leakage, but all valves should be rated fire-safe. The fire-safe feature provides metal seat backup for the valve stem seal. Cast iron and non-ferrous valves or fittings have been noted to be unacceptable in this type of service. To provide for isolation in an emergency, general practice is to locate valves as close to the storage facilities as possible.

Pipelines which can be blocked in by closing isolation valves at each end should be protected from over-pressure. Liquid thermal expansion relief valves have been used to provide this protection. Larger pressure-relief devices may be necessary to protect the pipeline to its design pressure.

Storage of Butadiene

Storage facilities for light hydrocarbons are highly specialized. Competent engineering firms should be employed for their design. The following information and the information shown in "PART IV – Handling, Transport and Storage Information: Handling, Safety, Health and Toxicity Data," and in "Prevention/Control of Undesirable Reactions," represent some of the factors that should be addressed for storage of butadiene. Many factors discussed in this section and in "PART IV – Handling, Transport and Storage Information: Handling, Safety, Health and Toxicity Data" are required by applicable regulations, while other factors represent common industry practices. For additional information, consult your supplier or a competent engineer.

Storage System Design and Operations

Table 4.5 lists items that should be considered in developing a storage system for butadiene.

Table 4.5: Items That Should be Considered in Developing a Storage System for Butadiene

1. The site should be carefully selected, giving consideration to property lines, buildings, adjacent operations and possible sources of ignition.
2. All vessels to be used for the storage and handling of liquefied diolefins should meet recognized code requirements, such as the ASME Code for Unfired Pressure Vessels, or API Standard 620 of Recommended Rules for the Design and Construction of Large, Welded, Low-Pressure Storage Tanks.
3. Vessels and pipes should be designed to prevent the possibility of brittle fracture. Verified notch-tough carbon steels or alloy steels should be chosen to comply with national code requirements, such as ASME-, API-, or ANSI-required toughness at the minimum possible operating temperature.
4. Supports for vessels should be of the quality of solid masonry, concrete or steel. If steel is used, it should be protected against fire exposure.
5. All parts of the storage system should be electrically connected to one another and to a common ground in a way that will prevent the accumulation of static electrical charges.

6. The storage vessel should be enclosed within fire banks capable of retaining 100 percent of the vessel's volume. There should be no opening in the fire bank.
7. The maximum pressure relief valve setting for a vessel should not be greater than the vessel design pressure.
8. Pressure relief valves should be connected to a burning stack or flare system provided with a positive means of ignition. OSHA and EPA requirements and all other applicable regulations should be considered.
9. Totally enclosed gauging devices generally should be used.
10. When new equipment is placed in service, or existing equipment is returned to service after it has been opened for inspection or repair, the air should be removed. This can be accomplished by filling the tanks and lines with water, then completely displacing the water with inert gas or with vapors of the liquid product to be stored. A practical alternative is to displace the air by a thorough purging of the equipment directly with inert gas when water is not readily available or it is impractical to use water, such as in freezing conditions or if the vessel is not designed for the weight of the water. Targets for residual oxygen have been specified in the 500-1000 ppm range before placing equipment back into butadiene service. This step usually can be integrated with the pressure testing of the vessel.

Additional Considerations for Design and Operation of Pressure Storage

In filling any pressure vessel, including sample cylinders, with liquefied butadiene, proper outage or allowance should be maintained to allow for the thermal expansion of the liquid. The percentage of the total capacity of a given container which may be used varies with the specific gravity of the liquid to be stored. If no provision is made for thermal expansion and the temperature rises, there may be liquid leakage through the pressure relief valve and a subsequent fire hazard.

Small portable containers and sample cylinders containing hydrocarbons such as 1,3-butadiene should be stored and handled outdoors or in properly constructed and ventilated indoor facilities. The storage or handling site should not be near any sources of heat or ignition, such as steam pipes. Any electrical equipment nearby should be explosion-proof.

Additional Considerations for Design and Operation of Refrigerated Storage

Refrigerated storage tanks can be designed for operating pressures as low as one psig, while spheres, spheroids and bullets may be used for storage at higher pressures.

In order to maintain low vapor pressures, the stored liquefied product normally is cooled by auto-refrigeration or an external refrigeration unit.

Single-wall refrigerated tanks have the insulation attached to the outside of the tank. Double-wall tanks, used for low-boiling hydrocarbons such as propylene, have the insulation between the two walls. The outer wall of double tanks usually is not designed for the containment of any liquid.

The insulation used to fill the between-walls space should be a non-combustible material that resists absorption of liquid hydrocarbon.

The area between the two walls contain hydrocarbon vapor or nitrogen, depending on the design of the storage vessel. If nitrogen is provided between the two walls, the minimum pressure should be kept above atmospheric pressure to reduce the possibility of a leak.

Both inner and/or outer tanks should be protected against over-pressure, under-pressure and over-filling by means such as a reliable level-indicating device, an independent high-level alarm and a high-level cutoff.

In the case of power failure, all electrical pumps and compressors stop. The pressure buildup due to heat transfer into the vessel while the compressor is shut down should ordinarily be quite small. If made necessary by an extended power failure, however, vapors from the tank should be incinerated as described in Table 4.5, item 8.

Handling, Safety, Health and Toxicity Data

Butadiene liquid or vapor in high concentrations can potentially result in safety and health risks to workers through immediate or long-term exposure. The safety hazards, the industrial health risks and exposure limits for butadiene are often updated or modified through studies and regulatory changes. Standards frequently vary from country to country.

The flammability and explosion risks of butadiene are widely recognized and well documented. The industrial health and toxicity risks associated with hydrocarbon releases are constantly being evaluated and are therefore subject to change. For more detailed information regarding safety, health and/or toxicity data for 1,3-butadiene, refer to appropriate sections of this document and your supplier's Material Safety Data Sheet (MSDS) for butadiene.

OSHA regulations (29 CFR § 1910.1200(g)) require all butadiene manufacturers to provide customers with the latest Material Safety Data Sheet (MSDS) for butadiene. The regulations require that the MSDS be routinely updated to correspond to recent changes in safety practices, and new environmental regulations, industrial health laws and formal guidelines for worker exposure limits (29 CFR § 1910.1200(g)(5)). The MSDS also can be used to notify users of applicable regulations. Users should disseminate such information in accordance with the OSHA regulations to give warning of possible hazards to all appropriate persons.

In general terms, these documents contain physical data on the product, information for safety and emergency situations, recommended procedures for immediate medical treatment, identification of fire and explosion hazards, and current occupational health, exposure and protection guidelines.

Consult the supplier's MSDS for specific recommendations on handling 1,3-butadiene under regular operations and in emergencies. Supervisory and operating staff must have access to the MSDS and receive training on hazardous chemicals in their work area (29 CFR § 1910.1200(h)).


Safe Handling and Disposal of Samples

Care must be taken in the handling and disposal of laboratory-sized and larger samples of diolefins. The potential for peroxide formation exists, even in small quantities of butadiene, and

the risks increase with time (See "Butadiene Peroxide Formation" section). Laboratory and sample storage facilities should be appropriate for the associated risks. Test and handling procedures should be clear and the laboratory and operating personnel well trained.

Samples should not be stored at ambient temperatures for periods of more than two weeks, after which peroxide formation may reach dangerous levels (see ***Butadiene Peroxide Formation*** section). A safe method for in-plant disposal is controlled incineration, at a remote site and with remote control of the ignition source to protect personnel and property. The presence of peroxides increases the potential for an explosion.

Where disposal of large quantities is involved, the help of a competent specialist is recommended. There are several chemical disposal companies specializing in the safe transportation and disposal of hazardous materials such as these. These companies have the proper equipment and trained personnel to handle the disposal safely.



*Typical 300cc
sample cylinder
used for
butadiene.*

Emission Sources and Controls

Butadiene is normally stored under pressure as a liquefied or compressed gas. It is transported by railroad in tank cars, by roadway in tank trucks, and by water in barges and ocean vessels. Butadiene may be released during manufacture, storage, and use due to mechanical failure of a pump seal, valve pack, pipe connection, or gasket. These fugitive emissions are the most common form of industrial release. Releases of this type are regulated and controlled by federal and state rules as well as operating permits. The applicable regulations require frequent monitoring and require repair of leaking components within a specified period of time. Butadiene may leak from piping at points where the integrity of pipeline sealing is compromised. Such losses can be minimized by the use of suitable packing materials and pump sealing technology. Butadiene emission reduction activities that have been planned, completed or are in progress at some sites include those listed below. These are provided as examples of the various ways that butadiene releases can be further reduced. More aggressive fugitive emission monitoring programs can include:

- Leak detection and repair (LDAR) program for valves, pumps and flanges.
- Pump seal replacement (design changed to double seals).
- Analyzer replacement (fewer connections).
- Analyzer vents to closed systems (flare).
- Rupture disks under relief valves.
- Equipment safeguarding (process changes to better control pressure).
- Closed gauging on tanks, barges, rail cars.
- Closed loop sampling systems.
- Reduced butadiene flaring via improved source control (flares are not 100% efficient combustors of butadiene).

Prevention/Control of Undesirable Reactions

There are several undesired reactions involving 1,3-butadiene that can occur during manufacture, storage, handling, distribution and use. This section will address:

- ◆ Butadiene peroxide formation;
- ◆ Popcorn polymer formation;
- ◆ Rubber (or plastic) polymer formation;
- ◆ Dimerization;
- ◆ Reaction from butadiene overcharge; and,
- ◆ Butadiene incompatibilities.

Butadiene Peroxide Formation

Butadiene and oxygen readily react to form thermally unstable butadiene peroxide. (The oxygen source can be either air or oxidizing agents.) Butadiene peroxides are extremely dangerous, particularly when concentrated and heated.

Butadiene peroxide is comprised of C₄H₆- and oxygen (-O-O-) units. This material is a viscous, oily liquid that is heavier (denser) than liquid butadiene. These peroxides are explosive, sensitive to heat and can initiate rapid polymerization. When concentrated, a fire or explosion can occur as a result of attaining a critical mass of these peroxides. Mechanical shock can also result in the explosive decomposition of these peroxides.

The peroxide is only slightly soluble in liquid butadiene, and can drop out and form a second liquid phase under the liquid butadiene. They have a solubility limit in butadiene in the range of 120-125 ppm but the solubility is dependent on the molecular weight of the peroxides. As the peroxides age, the molecular weight tends to increase and the solubility in butadiene tends to decrease. Also as they phase separate from the butadiene, the peroxides tend to accumulate in process low-spots since they are denser and only slightly soluble in the liquid butadiene. As a result, analysis of peroxides in the butadiene phase will not account for those peroxides that have already phase separated and collected in low spots in the storage/piping network.

Butadiene peroxide is believed to play a primary role in the formation of butadiene popcorn polymer. Once this material starts to form, the polymer can continue to build up until it exerts enough mechanical pressure to rupture equipment. Butadiene peroxide can also catalyze the

formation of rubber (plastic) polymer. Such polymers tend to lay down on column trays or heat transfer surfaces, causing premature shutdowns for cleaning. (Popcorn and rubber polymers are addressed in detail below.)

Prevention/Control: Peroxide formation is prevented by the exclusion of air (oxygen) from process equipment, pipelines, storage tanks, rail cars, tank trucks, etc. Additionally, inhibitors such as tertiary butyl catechol (TBC) and diethylhydroxylamine (DEHA) are used to scavenge oxygen and free radicals that are formed, for example, as a result of the peroxide decomposition reaction. Proprietary inhibitors for oxygen and free radical scavenging sold by specialty chemical companies are also available.

Typical TBC concentrations for tank trucks, rail cars, barges and ocean ships are in the 25-150 ppm range and 10-30 ppm TBC for pipeline movements. Since TBC is consumed in the inhibition reaction, periodic analysis for peroxide and inhibitor concentration is recommended.

Many inhibitors protect only the liquefied butadiene in which they are dissolved; TBC is effective only in the liquid phase due to its low volatility relative to butadiene. The TBC/free radical reaction does not seem to be temperature dependent. Low-volatility inhibitors have no influence on butadiene in contact with oxygen in the vapor phase. Therefore, oxygen in the vapor space of storage and transport vessels should be minimized. Typical industry specifications are for the oxygen content in the vapor space not to exceed 0.1%v and the peroxide level in the liquid phase not to exceed 5 ppmw (see Table 1.5).

Equipment design that minimizes low spots in the process will reduce the risk associated with phase separation and accumulation of butadiene peroxides. Dead legs and infrequently used lines should be avoided. When low spots cannot be avoided, installation of low point bleeds can facilitate phase rejection. Cleaning and inspection of lines and equipment in butadiene service during regular maintenance cycles also is recommended.

Should peroxides be detected in a butadiene storage vessel, additional inhibitor can be added to counteract them and reduce the growth rate. Strong caustic solutions will destroy peroxides; however, the caustic will react with any TBC and form a salt which will render it ineffective.

Additional Considerations for Tertiary Butyl Catechol (TBC) Use: Tertiary butyl catechol (TBC) is typically used as an inhibitor for butadiene. Consider the following information when using TBC.

TBC will plate out and form a film on new or clean storage or transport vessels. After a film is formed, very little TBC will plate out in this manner. TBC can also react with iron rust to form a purple TBC-Iron complex which will also deactivate the TBC.

As oxygen in the liquefied butadiene converts to peroxides, and the peroxides break apart to form free radicals, the TBC reacts to scavenge these free radicals.

The TBC-free radical reaction does not seem to be temperature-dependent, and therefore temperature is not thought to be an important factor regarding TBC consumption. However, at cold temperatures there is greater risk of condensation of product vapors in closed vessels, creating a vacuum, which would increase the risk of oxygen intrusion into the system.

Many improvements in the use of TBC have been made over the past five to ten years, such as:

- TBC is stored under a nitrogen blanket in stainless steel containers to maintain its activity.
- The accuracy of the tests for oxygen, TBC and peroxides all have been improved.
- Improvements in equipment and procedures have been installed to improve control of the quantity of TBC added to the product.
- Oxygen in the vapor space of tanks and transportation equipment has been reduced significantly.

Approximately 5 ppmw of TBC is required to neutralize the peroxide formed by one ppmw oxygen.

Additional inhibitor may be required during storage or transport, depending upon length of storage period, frequency of contact with air, and other factors.

Considering these factors, butadiene inventories should be analyzed for the quantities of active inhibitor and peroxide present in solution, and oxygen in the vapor space. Depleted oxygen may indicate peroxide formation. The frequency of these tests will depend on how often the storage is disturbed (by filling or emptying, for example) and the rate at which the inhibitor is depleted. At present, TBC inhibitor levels may be monitored using the total TBC method, ASTM D 1157. If uninhibited butadiene is used for any purpose, tests for peroxides should be conducted frequently (e.g., daily).

For rail tank car quantities, consider testing storage tanks once a week at the beginning of operations until a routine test program is formulated to meet local experience and conditions. Frequent or continuous monitoring and recording of temperature and pressure in storage tanks also are recommended.

In the United States and many other countries, regulations require that butadiene be inhibited during shipment. The shipper should ensure compliance with all appropriate regulations.

If necessary for the user's processing, inhibitor(s) may be removed by distillation. TBC may also be removed by caustic washing or by running the butadiene through an alumina bed. Inhibitor-free butadiene should be used at once, before peroxides have a chance to form. If uninhibited butadiene is used, tests for peroxides should be made frequently (e.g. daily). Any equipment which has contained inhibited butadiene should be thoroughly cleaned periodically to remove accumulated polymer.

The inhibitor will partition into any water "heel" present in a storage tank or vessel, since TBC has an appreciable water solubility. Aqueous TBC solutions are acidic and therefore corrosive. To avoid corrosion, the water "bottoms" in the tank should be drained routinely. Coating the bottom of the tank with a corrosion-resistant material also is recommended. Note also that this partitioning of TBC removes some of the antioxidant from the butadiene phase. Therefore, the butadiene should be refortified with fresh TBC.

Conditions which result in excessive peroxide and polymer formation may be extremely hazardous. Popcorn polymer can absorb oxygen and form a concentration of active free radicals. Heat generated by the resulting accelerated polymer formation can increase temperatures sufficiently to cause runaway conditions that can result in a fire or explosion. See the section on popcorn polymer.

All system equipment should be monitored periodically for the presence of peroxides. Where an accumulation of peroxides is known or suspected to exist, contact your supplier for assistance in dealing with this situation. Proper safety precautions should be taken when dealing with known or suspected situations involving butadiene and peroxides. An example of a method for dealing with an accumulation of peroxides is as follows:

1. An aromatic naphtha or solvent, containing an inhibitor such as TBC, is used to dissolve and dilute the concentrated peroxides. This is done because diluted solutions of peroxide polymers are quite stable.
2. The hydrocarbon plus the dissolved peroxides are withdrawn and disposed of, preferably by incineration.
3. The vessel or equipment is flushed with a second portion of the hydrocarbon solvent, followed by complete filling with water, which is then heated gradually to 180°F. Note that a caustic water solution is more effective in destroying the peroxide, but prior to employing a basic solution a review of metallurgical compatibility with base solutions should be conducted.
4. Following this procedure, the equipment may be steamed out.
5. **SAFETY CAUTION: Direct steam heating of a vessel or piping is not recommended if there is any possibility that peroxides are still present.**

Butadiene Popcorn Polymer Formation

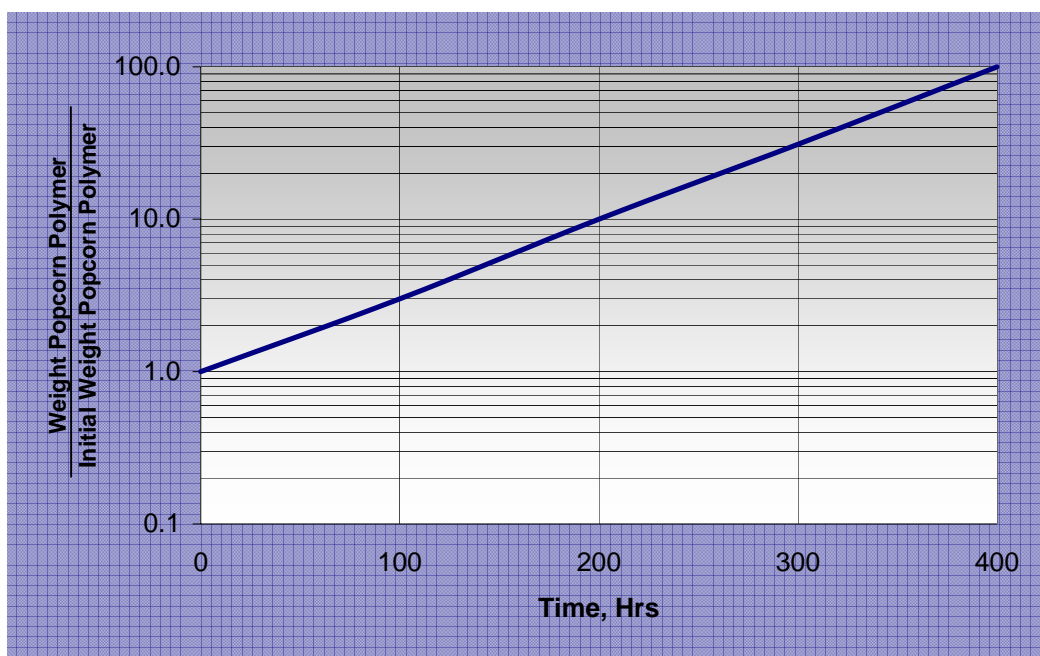
Conjugated dienes like 1,3-butadiene, isoprene and vinyl aromatics such as styrene all can form popcorn polymer. This polymer can be similar in appearance to cauliflower or popcorn, or it can take the form of glassy, friable crystals; fluffy, needle-like crystals; or hard, clear gel. In a confined space, the growth of popcorn polymer can cause sufficient pressure build-up to rupture pipes, condenser shells, valve bodies and other metal parts.

All possible conditions leading to the formation of butadiene popcorn polymer are not well understood, but experience suggests that it is most likely to form in equipment containing high concentrations of butadiene (typically greater than 80%). However, high diene concentration is not necessary for initiation, as popcorn polymer has been found in columns and exchangers in the product fractionation sections of olefins plants where concentrations are typically much lower.

Popcorn polymer is most likely to form in vapor spaces where the concentration of conjugated diene is high. It can, though, also grow in the liquid phase. Popcorn polymer does not need a seed of its own to grow upon. Butadiene popcorn will grow on isoprene popcorn seeds and vice versa, for example.

The oxygen that participates in the formation of popcorn polymer usually comes from air or peroxides. However, rust and water can enable it to form even in the absence of air. Rust (iron oxides) alone may even have some ability to initiate popcorn polymer in the absence of water. Once formed, popcorn polymer seeds can propagate on their own due to internal stresses which generate new free radical sites within the polymer matrix with which more monomer can then react. Popcorn polymer grows at a rate proportional to its mass (See Figure 4.1). Growth rate is a function of temperature.

Revised 4/2/10

Figure 4.1: Growth of Butadiene Popcorn Polymer at 140 °F

Prevention/Control: Inhibitors such as hydroquinone, tertiary butyl catechol, certain hydroxylamines, and mercaptans, as well as proprietary inhibitors sold by specialty chemical companies, are used to reduce the growth rate of popcorn polymer to very low levels. Sodium nitrite has been used to passivate metal surfaces as these surfaces can play a role in popcorn polymer formation. The inhibitors are presumed to react with the free radicals being generated. However, these inhibitors do not permanently deactivate polymerization, for when they are removed, the polymer seed will eventually attain its former uninhibited growth rate. Also it is important to note that some inhibitors (e.g. TBC) are not volatile enough to protect surfaces in the vapor space.

Popcorn polymer is so reactive that it may autoignite when exposed to air (spontaneous combustion). A common practice to prevent autoignition of air-exposed popcorn polymer is to place the polymer under water to prevent ignition and then incinerate. This reaction is typically observed with popcorn polymer pieces greater than two pounds (1 kilogram) in size.

Thorough removal of popcorn polymer found in equipment will minimize the potential for seeds to initiate further growth when the equipment is returned to service. Popcorn polymer is most often removed by mechanical means, such as chipping or hydroblasting. If the equipment can be safely and conveniently exposed to high temperatures (e.g. heat exchanger bundles), the polymer may be burned off in an oven.

New equipment or equipment being returned to service should be purged to remove oxygen (see table 4.5) and can be acid-cleaned and then treated with a hot sodium nitrite solution (see safety notes for sodium nitrite in table 4.7) to remove rust and "passivate" the metal surface in order to reduce the tendency to form diene polymers. Treating with amines will also passivate the metal surface. Advanced passivation procedures sold by specialty chemical companies call

Revised 4/2/10

for both metal passivation and popcorn seed deactivation at start up. The popcorn seed passivation is conducted with proprietary inhibitors.

Once back in service, adoption of procedures that exclude oxygen from the process will minimize the potential for initiating the growth of new popcorn polymer seeds or forming butadiene peroxides. For example, periodic, controlled venting of all high points in vapor spaces will minimize oxygen accumulation. Other preventive measures include minimizing "dead" vapor spaces, keeping peroxide levels low, and minimizing low points and "dead" legs in the piping systems.

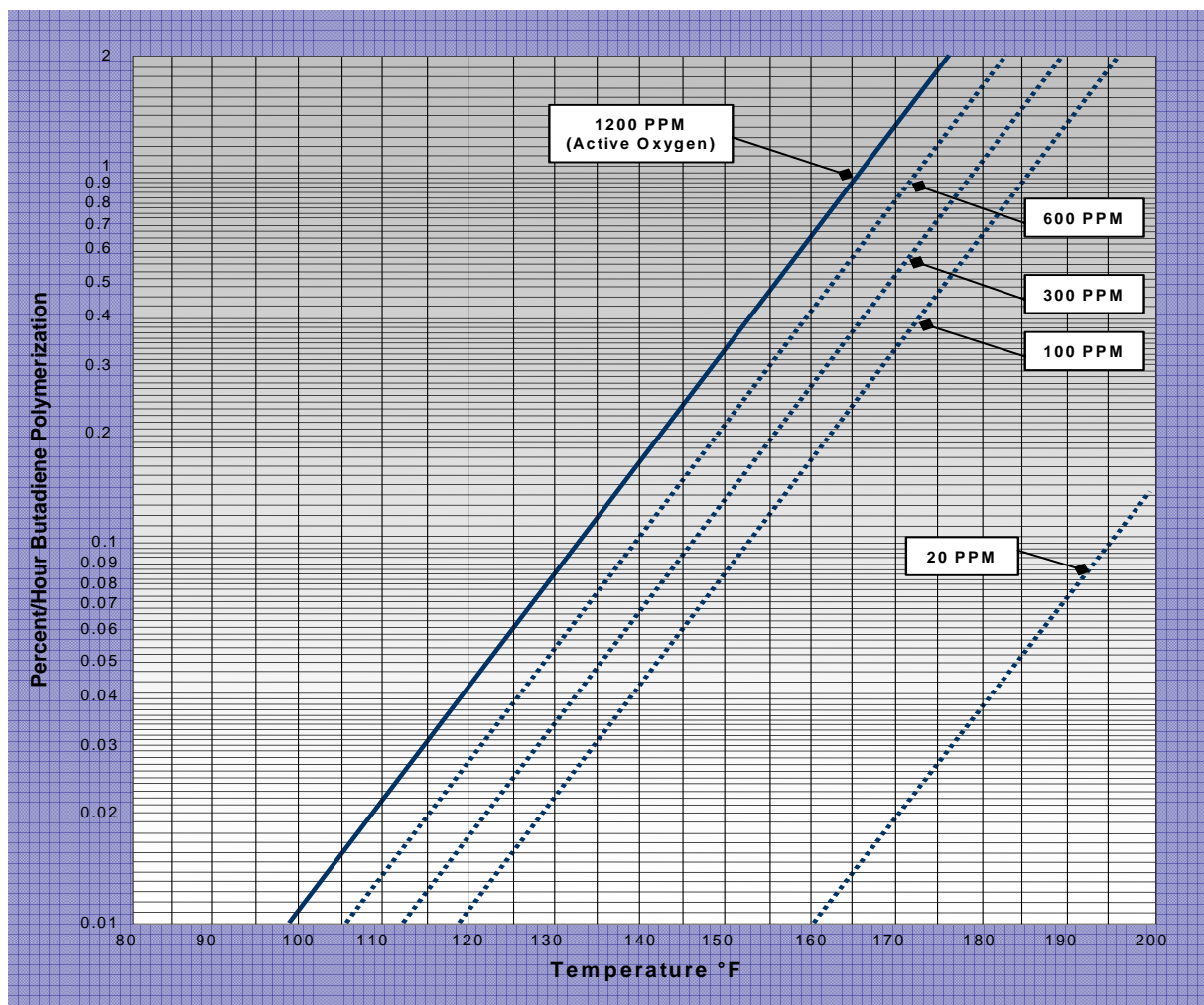
Butadiene Rubber (Plastic) Polymer Formation

This auto-addition product is created by the combination of many butadiene molecules to form a series of high molecular weight molecules. The reaction is accelerated by the presence of peroxides and by increased temperature. In other words, the growth rate of butadiene rubber (plastic) polymer is a function of temperature and peroxide concentration, as illustrated in Figure 4.2.

The polymer may "phase out" due to its low solubility in butadiene and can cause difficulties during process operations. It can coat surfaces in hotter sections of the plant where butadiene concentrations are highest. This polymer can also plug reboiler tubes, foul trays, plug downcomers in columns and coat pump impellers. Rubber (plastic) build-up in critical areas can necessitate a shutdown.

Prevention/Control: Maintaining low temperatures during storage and transportation of butadiene, as well as preventing contact with oxygen, can minimize the formation of rubber (plastic) polymer. Minimization of contact with hot (high temperature) surfaces also can minimize polymer formation. The use of inhibitors such as tertiary butyl catechol (TBC) can diminish the formation of rubber (plastic) polymer.

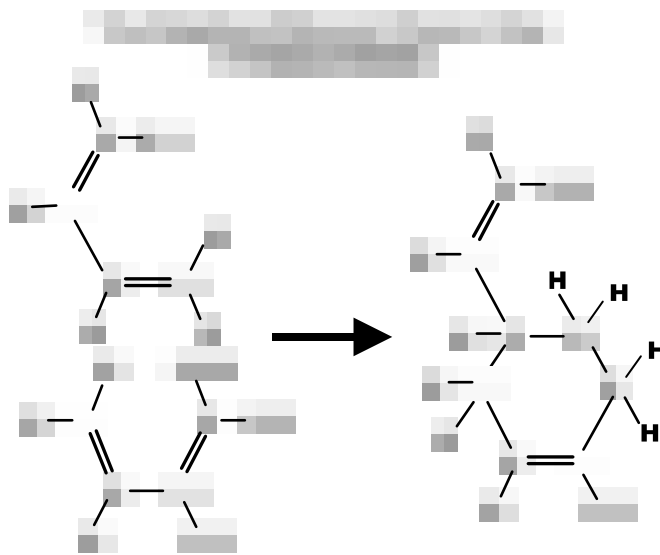
Figure 4.2: Effect of Benzoyl Peroxide and Temperature on Rate of "Rubber" Polymer Formation



Dimerization

Dimerization of 1,3-butadiene occurs when two butadiene molecules react to form 4-vinylcyclohexene which also is referred to as 4-VCH, VCH or butadiene dimer (see Figure 4.3). VCH is considered an undesirable contaminant by butadiene consumers. As indicated in the example of a 1,3-butadiene product specification in Table 1.5, there may be consumer requirements to control the dimer level at the time of shipment.

Figure 4.3: Dimerization of 1,3-Butadiene



4-VCH is a clear, colorless-to-yellow liquid with a strong, sweet aromatic odor which is very evident at 0.5 ppm. 4-VCH boils at 264°F and has a specific gravity of 0.826 at 77°F. It is miscible in 1,3-butadiene in all proportions where it appears to undergo further polymerization. 4-VCH is classified as a flammable liquid with a flash point of 61°F (closed cup). For health information related to 4-VCH, refer to "PART II – Health and Environmental Hazard Information: 4-Vinylcyclohexene" of this document.

Dimer (4-VCH) formation is temperature dependent. The lower the temperature, the slower the rate of dimer formation. Conversely, the higher the temperature, the faster the rate of dimer formation.

Dimer formation is not significantly effected by the presence of peroxides, either naturally occurring or manually introduced. Nor do steel surfaces effect its formation. At present, there is no known inhibitor for the butadiene dimer reaction. It is strictly a time/temperature phenomenon. Table 4.6 details what the expected (calculated) formation of butadiene dimer is in weight ppm at various temperatures.

Table 4.6: Effect of Temperature on the Rate of Dimer Formation

Temperature °F	Weight ppm Butadiene Dimerized Per Hour
40.....	0.3
50.....	0.5
60.....	1.0
70.....	1.8
80.....	3.4
90.....	6.3
100.....	11.8
110.....	22.0
120.....	41.2
130.....	77.1
140.....	144.4
150.....	270.3

Prevention/Control: To minimize dimer formation, minimize transit and residence/storage times. As illustrated in the preceding table, storing butadiene at low temperatures will also minimize the amount of dimer formed.

Note, however, that shipping butadiene at low temperatures can have a downside as well. The vapor pressure of butadiene is much lower at lower temperatures, which will increase the potential for oxygen intrusion. Refer to the Butadiene Peroxide Formation section above for additional information regarding the potential impact that oxygen can have on butadiene. Even though the presence of peroxides have no effect on the ratio of dimer formation, they do impact the formation of butadiene popcorn polymer and rubber (plastic) polymer.

Dimer Removal: Currently done via distillation.

Reaction from Butadiene Overcharge

Because of its inherent properties, 1,3-butadiene is used in many polymerization reactions. As suppliers of 1,3-butadiene, the authors of this manual do not have a working knowledge of the chemistry involved in the downstream manufacturing processes utilizing butadiene. Therefore, we cannot predict the precise consequences that could result from abnormal conditions during these reactions. It is very important that each manufacturer perform a process safety review to determine the risks involved and risk management practices to be used in their process.

We are aware of one incident involving a manufacturing process for styrene-butadiene block copolymers. During the manufacture of these products, an explosion and fire were caused by the failure of a reactor vessel due to excessive internal pressure from a runaway chemical reaction in a reactor. This incident occurred in a polymerization reaction where butadiene and styrene were being mixed with a catalyst to form the elastomer products.

Butadiene Incompatibilities

A literature search was conducted to capture the various chemical incompatibilities that have been reported for butadiene. Bretherick's Handbook of Reactive Chemical Hazards (Fourth

Edition) and the National Fire Protection Association's Manual of Hazardous Chemical Reactions (NFPA 491M) are the primary sources for the information listed below in Table 4.7.

If copper (or copper containing alloys such as monel), silver, mercury or magnesium is used during construction or maintenance of vessels that will contain butadiene, the formation of explosive acetylides can occur as a result of contact with the acetylenes in the butadiene. Teflon® or Delrin® should be considered as materials that may promote popcorn polymer growth.

Heat can also have a significant impact. Explosion hazard is high if heated under pressure. Solid butadiene at < -171 °F (-113 °C) will absorb enough oxygen at sub-atmospheric pressure to explode violently when allowed to melt.

Table 4.7: Chemical Incompatibilities with Butadiene and Potential Outcome

Chemical	Potential Outcome
Acetylide Forming Materials	Forms explosive material
Aluminum Tetrahydroborate	Spontaneously explosive
Chlorine Dioxide	Mixture may explode spontaneously
Copper or Copper Alloys	May form explosive acetylides
Crotonaldehyde	May explode on heating under pressure
Ethanol, Iodine, and Mercury Oxide	Possible explosive reaction
Magnesium	May form explosive acetylides
Mercury	May form explosive acetylides
Monel	May form explosive acetylides
Oxidizers (strong)	Fire and explosion hazard
Oxygen, Oxides of Nitrogen	Trace amounts in inert gases may result in the formation of explosive compounds
Strong acids	May cause a dangerous, explosive hazard
Plastics, Rubber, Coatings	May be attacked
Silver	May form explosive acetylides
Sodium Nitrite (solutions greater than 5% and/or pH less than 7)	Forms spontaneously combustible product
Teflon®/Delrin®	May form polymers

Revised 4/2/10

Table 4.8 provides some information on expected suitability of elastomers used in butadiene service such as gaskets, o-rings, etc. Table 4.8 should be used only as a guide and neither replaces nor is intended to replace the expert judgment of the company selecting and using the elastomer for specific applications.

Table 4.8 Elastomer Suitability

Material	Common Abbreviations	Common Names and Trade Names	Suitability
Fluorocarbon (only specific grades as noted)	FKM	Viton® Extreme™ ETP Viton® GFLT F-type Viton® Parker V1164-75	Suitable
		Viton® GLT A-type Viton®	Not Recommended
Perfluorohydrocarbon (only specific grades as noted)	FFKM	Kalrez® Spectrum™ 6375 Kalrez® Spectrum™ 6380 Kalrez® 1050LF Kalrez® 1018 Kalrez® 1045 Kalrez® 1058 Kalrez® 3018	Suitable
		Kalrez® 4079 Kalrez® Spectrum™ 7075 Kalrez® Spectrum™ 7090	Not Recommended
Acrylonitrile butadiene styrene	ABS		Not Recommended
Chloroprene	CR	Neoprene®	Not Recommended
Chlorosulfonated polyethylene	CSM	Hypalon®	Not Recommended
Epichlorohydrin	CO, ECO		Not Recommended
Ethylene propylene	EP, EPDM	NORDEL™, Epcar®, Epsyn®, Vistalon®, ROYALENE®	Not Recommended
Isobutylene isoprene	IIR		Not Recommended
Isoprene	IR, NR	Natural rubber	Not Recommended
Nitrile	NBR	Buna N, Chemigum®, Paracril, Krynac®	Not Recommended
Polybutadiene	BR		Not Recommended
Polyethylene	PE		Not Recommended
Polypropylene	PP		Not Recommended
Polysulfide	T		Not Recommended

PART IV - HANDLING, TRANSPORT AND STORAGE INFORMATION

Polytetrafluoroethylene (unfilled)	PTFE	Teflon®	Not Recommended
Polytetrafluoroethylene (glass- or barium-filled)	PTFE	Teflon®	Suitable
Polyurethane	AU, EU	Disogrin®	Not Recommended
Polyvinyl chloride	PVC		Not Recommended
Silicon	VMQ	BAYSOLINE®, SILASTIC®, SILPLUS®	Not Recommended
Styrene butadiene	SBR		Not Recommended

Revised 4/2/10

PART V - FIRE SAFETY AND EMERGENCY RESPONSE

Fire and Explosion Hazard

1,3-Butadiene is a significant fire and explosion hazard based on its physical properties, including flash point, vapor pressure and boiling point. It can quite readily form explosive mixtures in air as a result of its high vapor pressure. Therefore, preventive measures must be taken to minimize the potential for a fire or explosion.

1,3-Butadiene is extremely flammable and is classified as a flammable gas by both the Occupational Safety and Health Administration (OSHA) and the Department of Transportation (DOT). 1,3-Butadiene concentrations in air of between 2.0% and 11.5% can form explosive mixtures. If an ignition source is present, a fire and/or explosion can result. At temperatures of approximately 804 °F or above, this material can autoignite. In other words, it can spontaneously ignite without the application of a flame or spark if it is heated above this temperature.

Vapors of 1,3-butadiene are heavier than air. Thus, 1,3-butadiene vapors may accumulate and travel along the ground a significant distance to an ignition source, resulting in a flash-fire. Liquefied butadiene gas produces a visible fog when it is escaping in a non-fire emergency situation such as a spill or leak. The fog is the result of the liquid vaporization, which condenses water vapor from air. It should be noted that the fog is only an approximate indicator of the amount of butadiene gas in the area. The invisible, ignitable butadiene/air mixture can extend several feet beyond the visible fog area. In a fire situation, conditions can develop which could lead to explosions and further fire propagation. The build-up of pressure in closed containers of butadiene caused by elevated temperatures can result in container failure. When heated under pressure, butadiene may also undergo rapid and uncontrolled polymerization resulting in an explosion.

In addition, the expansion of the liquefied butadiene gas in closed containers that are exposed to fire can lead to a phenomenon called Boiling Liquid Expanding Vapor Explosions (BLEVEs). Liquid butadiene gas is stored under pressure. Therefore, rapid vaporization of a portion of the liquid butadiene gas can occur should the container fail, causing the pressure to be reduced to atmospheric. The result of such a scenario can be a "pressure release explosion", characterized by the extremely quick mixing of butadiene vapor and air, causing a fireball upon ignition by the fire that initially caused the BLEVE.

Fire Prevention

Some general guidelines for fire prevention are included in Table 5.1.

Table 5.1: General Guidelines for Fire Prevention

1.	Storage and handling areas should be located with consideration given to neighboring properties as well as nearby plant operations. All potential sources of ignition should be reviewed.
2.	Storage and handling equipment should be designed and maintained in conformance with applicable regulations and codes (ASME, OSHA, API, DOT, National Electrical Code, etc.).
3.	Smoking should not be permitted in areas near where butadiene is stored or handled.
4.	Stringent hot work practices and systems that fully address butadiene's fire and explosion hazard should be in place. (Hot work is defined as including but not limited to welding, cutting and burning.) The use of non-sparking tools while working on or near butadiene-containing equipment should be among these practices.
5.	Preventive measures against the accumulation of static electricity should be employed. In accordance with applicable codes and regulations, fixed equipment must be grounded. Appropriate bonding and grounding also need to be employed during transfer operations.
6.	Electrical devices and installations should be suitable for Class I, Group B hazardous locations (as defined by Articles 500 and 501 of the National Electrical Code).
7.	Storage and handling facilities should conform to local ordinances and with the regulations of underwriters and insurance companies.

Fire Fighting

In general, fire fighting measures for butadiene are similar to those for liquefied petroleum gases (LPGs). If there is a butadiene fire, or butadiene is located in a fire area, to prevent injury the fire area should be cleared of unauthorized and/or unprotected personnel and isolated. For incidents involving a tank, rail car or tank truck, the Department of Transportation's Emergency Response Guidebook (Guide Number 116P) indicates to isolate the area for one mile (1600 meters) in all directions. Fire fighters should wear full bunker gear at a minimum (helmet with face shield, bunker coats, gloves and rubber boots) and a positive pressure, NIOSH-approved, self-contained breathing apparatus (SCBA) as necessary to prevent exposure to smoke and other combustion products.

As outlined in the DOT Emergency Response Guidebook, the following procedures should be taken into account when fighting a fire involving butadiene.

Containers of butadiene exposed to intense heat from fires should be cooled with large quantities of water to prevent vapor pressure build-up which could result in container failure and/or weakening of the container structure. Water should be applied from a safe distance and until well after the fire is out. If possible, this should be done with unmanned hose holders or monitor nozzles. If water supplies are limited or not available, fire fighters should be withdrawn and the fire allowed to burn. Large volumes of water should continue to be used to cool containers even if fire is out.

Unless the gas flow can be safely shut off, the gas should be allowed to burn. Disperse the vapor cloud with a sustained flow of water fog. Keep liquid and vapor away from heat, sparks

and flames. Surfaces that are sufficiently hot may ignite liquid butadiene even in the absence of sparks or flame. Precautions must be taken to eliminate all potential sources of ignition.

Immediate withdrawal of fire-fighting personnel should take place in case of a rising sound from a venting safety device, or any discoloration of the tank due to fire.

If a company opts to fight fires with an internal fire brigade, compliance with the requirements of OSHA's Fire Brigade Standard (29 CFR § 1910.156) is required. Under these requirements, part of the training provided to the fire brigade members should include information on the hazards of butadiene, quantities present and location(s). Similarly, if a facility is to utilize community fire companies for fire response, they should be provided with the same types of information and training as appropriate. In the event of residual butadiene contamination after a fire has been extinguished, the clean-up activities must be conducted in accordance with the requirements of the OSHA Hazardous Waste Operations and Emergency Response (HAZWOPER) standard (29 CFR § 1910.120).

Emergency Response

During transport, and also during normal plant operations, a release may occur from an accident that damages the container and results in a butadiene leak. Gases or liquefied gases of this type are normally processed in equipment and stored in tanks equipped with pressure relief devices. These devices are designed to release a small amount of the material if the pressure in the tank goes above a preset limit. Use of pressure relief devices greatly reduces the risk of a tank or vessel rupture in the event of a pressure building inside the tank. Use of flares or other control devices to which the relief devices can discharge can reduce the risk of releases to the atmosphere. When released from a tank to the atmosphere, liquid butadiene will become a gas. Due to the storage pressure and low temperature of the material, it can appear like steam. Because it is heavier than air, it will fall to the ground and then mix with the air and seem to disappear. When these releases occur, emergency response measures need to be set in motion as appropriate for the size of the release.

When butadiene is transferred from transport vessels into site storage and distribution pipelines, leakage may occur as a result of butadiene entrapment in the connecting hose and on the atmospheric side of valves. Although purging with nitrogen is partially effective in reducing such loss, experience indicates that substantial butadiene loss may still result. Leaks of butadiene during procedures which result in breaks of containment may be more effectively reduced by the use of dry-break coupling technology.

An unplanned release of butadiene may never occur if the chemical is stored and handled properly at all times. However, as with all hazardous substances, accidents are always possible. Therefore, sufficient emergency response capability is a necessity for responsible management of a hazardous chemical such as butadiene.

Preparation in advance of an emergency situation is the most important part of an effective emergency response plan. A thorough plan will cover all possible consequences of a butadiene emergency, including problems that may be specific to a particular site. Effective emergency response plans are generally tested through periodic drills that involve all emergency response personnel both on-site and in the local community. Appropriate response procedures for responding to spills should include:

- Remove or shut off all sources of ignition.

- Prevent spill from entering sewers and waterways.
- Wear goggles, respirators, rubber overclothing and gloves.
- Evacuate area in case of large discharge.
- Stay upwind and use water spray to disperse vapors.
- Notify fire department and local health and pollution control agencies.

Also see DOT Emergency Response Guide 116.

CHEMTREC

If a transportation incident involving butadiene does occur, the Chemical Transportation Emergency Center (CHEMTREC) is available for immediate assistance. CHEMTREC is a public service organization established by the American Chemistry Council and its members to provide assistance in hazardous materials incidents. It is recognized by the U. S. Department of Transportation as a central clearinghouse for transportation emergencies including hazardous materials.

CHEMTREC's toll-free emergency assistance number is 1-800-424-9300. Ships at sea can contact CHEMTREC through the international and maritime number, 1-703-527-3887. The CHEMTREC center is staffed 24-hours a day, 7-days a week by trained communicators.

CHEMTREC uses a two-step approach in responding to emergencies involving hazardous materials. First, immediate emergency response information for the product involved in the incident is provided to the caller. This information is generally obtained from the manufacturer's Material Safety Data Sheet (MSDS) for the product in question. A reference library with over 1,000,000 MSDS's is maintained by CHEMTREC. The Department of Transportation's Emergency Response Guidebook may also be used as a reference. Guide 116 of this document applies to emergency actions for butadiene incidents.

The second step is for CHEMTREC to notify the 24-hour emergency contact designated by the shipper or manufacturer of the material involved in the incident. Butadiene producers have emergency response procedures in place to provide additional technical advice and assistance. Trained emergency response personnel capable of responding to a butadiene incident are located at various production facilities throughout the United States.

In addition, butadiene is covered by a mutual aid program known as the Chemical Industry Mutual Aid Network (CHEMNET). CHEMNET was established by CHEMTREC to enable a chemical industry respondent to be on the scene of a chemical emergency as soon as possible. The network consists of emergency response teams from participating chemical companies and commercial contractors under contract to the American Chemistry Council.

The mutual aid agreement permits a shipper who is a member of the network, but is not able to promptly respond to an incident because of distance or other reasons, to have CHEMTREC link them with the response team nearest to the scene able to provide assistance. The response team will then provide assistance on behalf of the shipper until the shipper is able to relieve them.

While this section focuses on butadiene transportation incidents, please be aware that CHEMTREC can also be contacted for non-transportation and medical incidents.

GLOSSARY OF TERMS, ABBREVIATIONS, AND ORGANIZATIONS

ACN	Acetonitrile
ABS	Acrylonitrile-Butadiene-Styrene
ACGIH	American Conference of Governmental Industrial Hygienists
Action Level	Action Level in the OSHA health standard for 1,3-butadiene “means a concentration of airborne BD of 0.5 ppm calculated as an eight (8)-hour time-weighted average.”
AIHA	American Industrial Hygienists Association
American Chemistry Council	Formerly the Chemical Manufacturers Association
ANSI	American National Standards Institute
API	American Petroleum Institute
ASME	American Society of Mechanical Engineers
ASTM	American Society for Testing and Materials
Bonding	The connection of two or more conductive objects by means of a conductor (most commonly a wire or metal plate)
BLEVEs	Boiling Liquid Expanding Vapor Explosions
BTU	British Thermal Unit
CAA	Clean Air Act
CANUTEC	Canadian Transport Emergency Centre
CEPA	Canadian Environmental Protection Act
CERCLA	Comprehensive Environmental Response, Compensation, and Liability Act
CFR	Code of Federal Regulations
CG	Coast Guard
CHEMNET	Chemical Industry Mutual Aid Network
CHEMTREC	Chemical Transportation Emergency Center
CNS	Central Nervous System
Confined Space	An area that by design has limited openings for entry and exit. A confined space has unfavorable natural ventilation and is not intended for continuous worker occupancy.
CPC	Chemical Protective Clothing
DOT	Department of Transportation

DEHA	Diethylhydroxylamine
DMF	Dimethyl Formamide
DSL	Domestic Substances List (Canada)
EC	European Community
EPA	Environmental Protection Agency
EPCRA	Emergency Planning and Community Right-to-Know Act
ESD	Electrostatic discharge
EU	European Union
Flashpoint	The minimum temperature at which a liquid gives off vapor in sufficient concentrations to form an ignitable mixture with air near the surface of a liquid.
GC	Gas Chromatography
GLP	Good Laboratory Practices
Grounding	The connection of one or more conductive objects to the ground: a specific form of bonding. Grounding is also referred to as earthing.
HAP	Hazardous Air Pollutant
HMIS	Hazardous Materials Identification System
HAZWOPER	Hazardous Waste Operations and Emergency Response
HMDA	Hexamethylenediamine
HON	Hazardous Organic NESHAP
IDLH	Immediately Dangerous to Life or Health
IARC	International Agency for Research on Cancer
IATA	International Air Transport Association
ICAO	International Civil Aviation Organization
IISRP	International Institute of Synthetic Rubber Producers
IMDG	International Maritime Dangerous Goods
IMO	International Maritime Organization
ISGOT	International Safety Guide for Oil Tanker and Terminals
ISO	International Standards Organization
LFL	Lower Flammability Limit
LLDPE	Linear Low Density Polyethylene
LPGs	Liquefied Petroleum Gases
MIL	Military
MMBS	Methyl Methacrylate-Butadiene-Styrene
MOPN	Methoxyproprio-Nitrile

MSDS	Material Safety Data Sheet
MTBE	Methyl Tertiary Butyl Ether
NBR	Nitrile-Butadiene Rubber
NDE	Nondestructive Evaluation
NDT	Nondestructive Testing
NEC	National Electrical Code
NESHAP	National Emission Standards for Hazardous Air Pollutants
NFPA	National Fire Protection Association
NGL's	Natural Gas Liquids
NIOSH	National Institute for Occupational Safety and Health
NIST	National Institute of Standards and Technology
NMP	n-Methyl-2-Pyrrolidone
NOEL	No Observed Effect Level
NPCA	National Paint and Coatings Association
NPRI	National Pollutant Release Inventory
NTP	National Toxicology Program
OSHA	Occupational Safety and Health Administration
PEL	Permissible Exposure Limit
PB	Polybutadiene
PBR	Polybutadiene Rubber
PM	Preventative Maintenance
PPE	Personal Protective Equipment
ppm	parts per million
ppmv	parts per million by volume
ppmw	parts per million by weight
psig	pounds per square inch gravity
REL	Recommended Exposure Limit (NIOSH)
RCRA	Resource Conservation and Recovery Act
RQs	Reportable Quantities
SCBA	Self-Contained Breathing Apparatus
SBS, SEBS	Styrene-Butadiene Block Copolymers
SBL	Styrene-Butadiene Latex
SBR	Styrene-Butadiene Rubber
SCC	Standards Council of Canada

SOCMI	Synthetic Organic Chemicals Manufacturing Industry
STEL	Short Term Exposure Limit
TBC	Tertiary Butyl Catechol
TLV	Threshold Limit Value
TOC	Total Organic Carbon
TPQ	Threshold planning quantity
TRI	Toxics Release Inventory
TSCA	Toxic Substances Control Act
TWA	Time-Weighted Average
UL	Underwriters Laboratory
Ullage	Amount by which a packaging falls short of being liquid full
UN	United Nations
USCG	United States Coast Guard
Vapor Pressure	The pressure exerted by a volatile liquid while under defined equilibrium conditions. Vapor pressure is usually measured in millimeters of mercury (mm Hg).
WHMIS	Workplace Hazardous Materials Information System (Canada)
4-VCH	4-Vinylcyclohexene